

Corning Cable Systems Fiber Optic Cable Assembly

GOLD™

When
Performance
Counts

CORNING

Corning recommends cleaning both single and multi-fiber connectors with the Universal Connector Cleaning Cassette (p/n 2104359-01). Follow the instructions in Corning Cable Systems SRP-006-093 and check the results with an inspection microscope. Corning Cable Systems recommends using this procedure every time a connector is unmated.

For customer support and service, call
1-800-743-2671 in Canada/USA

Freephone: 00800 26764641 in Austria/Belgium
France/Germany/Ireland/ Italy/Luxembourg
Netherlands/Spain/Switzerland/United Kingdom

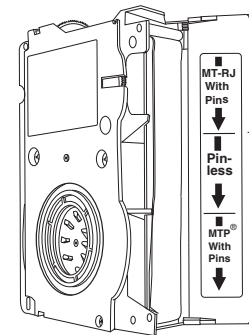
+49 30 5303 2224 in Czech/Estonia/Hungary/Poland
Slovakia

+49 30 5303 2214 in Denmark/Iceland/Finland
Norway/Sweden

+49 30 5303 2244 in Cyprus/Greece/Malta/Portugal
Slovenia

Connector Cleaning and Care

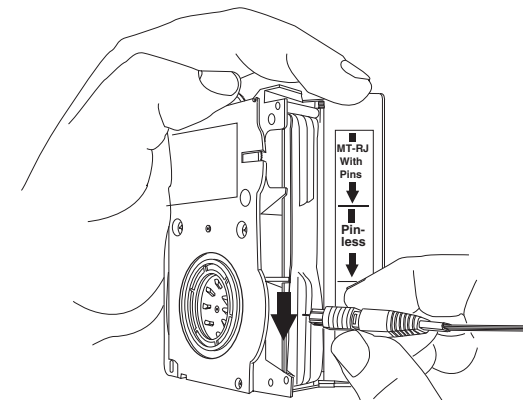
Step 1:



MT-RJ with pins

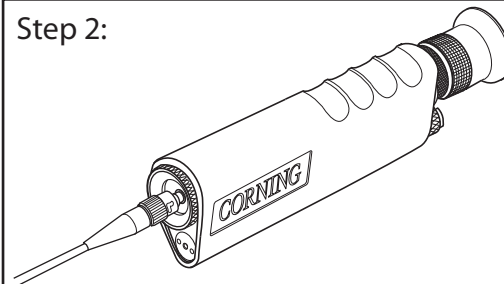
MT-RJ (pin-less), FC, SC,
LC, MTP (pin-less), D4
ST-[®]compatible

MTP with pins



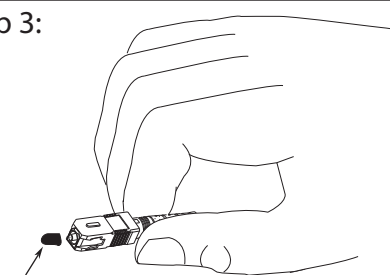
Remove the connector's dust cap and make two passes on the appropriate area of the cassette cleaning strip.

Step 2:



Check the connector endface with the microscope. Repeat Step 1 if necessary. If a connector still shows contaminants after repeating Step 1, refer to Section 5 of SRP-006-094.

Step 3:



Always keep a clean dust cap on unused connectors. Do not allow the connector endface to come in contact with the inside of the dust cap.

Corning Cable Systems LLC
Box 489
Hickory, NC 28603-0489 USA

Corning Cable Systems
SRP-006-056
Issue 9 August 2010
Page 1 of 2



Corning Cable Systems Color Identification Guide

Fibers and buffer tubes are color-coded 1–24 as shown in the chart below:

Color Code

(SOLID) 1-12	(DASHED OR STRIPED) 13-24
1 Blue	13 Blue / Dash or stripe
2 Orange	14 Orange / Dash or stripe
3 Green	15 Green / Dash or stripe
4 Brown	16 Brown / Dash or stripe
5 Slate	17 Slate / Dash or stripe
6 White	18 White / Dash or stripe
7 Red	19 Red / Dash or stripe
8 Black	20 Black / Dash or stripe
9 Yellow	21 Yellow / Dash or stripe
10 Violet	22 Violet / Dash or stripe
11 Rose	23 Rose / Dash or stripe
12 Aqua	24 Aqua / Dash or stripe

Note: Fan-out and MIC[®] unitized cables have the subunits numbered for identification.

Corning Cable Systems reserves the right to improve, enhance, and modify the features and specifications of Corning Cable Systems' products without prior notification.

All trademarks are the property of their respective holders.

Corning Cable systems is ISO 9001 certified.
© 2007, 2010 Corning Cable Systems LLC. All rights reserved.

Printed in U.S.A.

Corning Cable Systems LLC.
PO Box 489
Hickory, NC 28603-0489
For US and Canada 1-800-743-2673
International 828-901-5000
FAX: 828-901-5973
<http://www.corning.com/cablesystems>

