

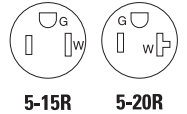
# Modular Receptacles

Project Name:	Prepared By:
Project Number:	Date:
Catalog Number:	Type:



## Ground Fault Circuit Interrupter Receptacles

2-Pole, 3-Wire Grounding  
15A 125V/AC  
20A 125V/AC



### Specification Grade GFCIs


#### FEATURES

- ArrowLink modular plug and connector incorporate a first make/last break grounding design.
- Wire leads (where applicable) are crimped and resistance welded to plug and connector terminals.
- Audible "click" when mating plug and connector indicates proper assembly.
- Pre-wired plugs provide 100% inspected and consistent torque settings.
- Exclusive screw terminal guards insulate conductive surfaces.
- Tamper Resistant models comply with 2008 NEC® Article 406.11 for all dwelling units.
- ShockSentry™ lock-out function prevents miswired line-load connections and GFCI circuitry damage.

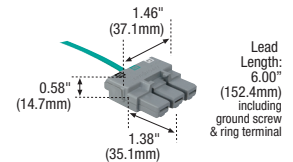


Back Wire & Side Wire	15A, 125V NEMA 5-15R		20A, 125V NEMA 5-20R	
<b>Description</b>	<b>Catalog No.</b> Color Suffix		<b>Catalog No.</b> Color Suffix	
Duplex GFCI	<input type="checkbox"/> <b>VGF15__MOD</b> A, B, BK, GY, LA, RD, V, W		<input type="checkbox"/> <b>VGF20__MOD</b> A, B, BK, GY, LA, RD, V, W	
Duplex GFCI <b>NAFTA Compliant</b>	<input type="checkbox"/> <b>VGF15F__MOD</b> B, BK, GY, LA, RD, V, W		<input type="checkbox"/> <b>VGF20F__MOD</b> B, BK, GY, LA, RD, V, W	
<b>Tamper Resistant</b> Duplex GFCI	<input type="checkbox"/> <b>TRVGF15__MOD</b> A, B, BK, GY, LA, RD, V, W		<input type="checkbox"/> <b>TRVGF20__MOD</b> A, B, BK, GY, LA, RD, V, W	
<b>Tamper Resistant</b> Duplex GFCI <b>NAFTA Compliant</b>	<input type="checkbox"/> <b>TRVGF15F__MOD</b> B, BK, GY, LA, RD, V, W		<input type="checkbox"/> <b>TRVGF20F__MOD</b> B, BK, GY, LA, RD, V, W	
<b>Weather Resistant</b> Duplex GFCI	<input type="checkbox"/> <b>WRVGF15__MOD</b> B, GY, V, W		<input type="checkbox"/> <b>WRVGF20__MOD</b> B, GY, V, W	
<b>Tamper &amp; Weather Resistant</b> Duplex GFCI	<input type="checkbox"/> <b>TWRVGF15__MOD</b> B, GY, LA, V, W		<input type="checkbox"/> <b>TWRVGF20__MOD</b> B, GY, LA, V, W	

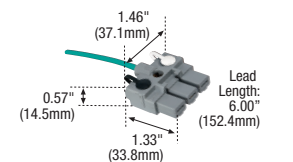
Includes standard size unbreakable wallplate unless otherwise noted  
Consult factory customer service representative for additional packaging options



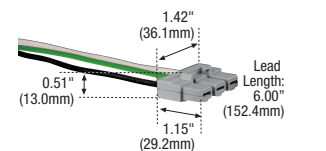
TRVGF15\_MOD




Receptacle SPD Push-In Connector



Receptacle SPD Screw Terminal Connector



Leaded Receptacle Connector



Receptacle Plug

### ArrowLink Receptacle Connectors

Type	Description	Catalog No.
ArrowLink SPD	Push-In Building Wire Connector	<input type="checkbox"/> <b>MCR300FTPI</b>
	Push-In Building Wire Connector, No Ground Conductor	<input type="checkbox"/> <b>MCR300FTPING</b>
ArrowLink SPD	Screw Terminal Building Wire Connector	<input type="checkbox"/> <b>MCR300FTST</b>
	Screw Terminal Building Wire Connector, No Ground Conductor	<input type="checkbox"/> <b>MCR300FTSTNG</b>
ArrowLink	125V Solid Wire Building Wire Connector	<input type="checkbox"/> <b>MCR125SOL</b>
	125V Stranded Wire Building Wire Connector	<input type="checkbox"/> <b>MCR125STR</b>
	250V Solid Wire Building Wire Connector	<input type="checkbox"/> <b>MCR250SOL</b>
	250V Stranded Wire Building Wire Connector	<input type="checkbox"/> <b>MCR250STR</b>

Patent Pending

### Icon Key

- Build-To-Spec Customizable Devices
- NAFTA Compliant, see Arrow Hart Buyer's Guide pg O-30 for more information

### TESTING & CODE COMPLIANCE

- Base Device: cULus Listed to UL 498 and UL 943, file no. E60120; meets all UL 943 (GFCI) and UL 498 (Receptacles) and applicable CSA requirements
- ArrowLink: Plug & connector cULus Listed to UL 2459 file no. E325188
- Combined: cULus Listed wiring assembly, UL file no. E326691

### MATERIAL CHARACTERISTICS

- Nylon with PVC terminal guards, except single: adhesive terminal barrier
- Environmental, Base Device: Flammability meets UL 94 requirements; V2 rated; temperature rating: -20°C to 90°C (-4°F to 194°F), except single: -20°C to 60°C (-4°F to 140°F)
- Environmental, ArrowLink: Flammability meets UL 94 requirements; V2 rated; temperature rating: -20°C to 90°C (-4°F to 194°F) max.

# Modular Receptacles Specification & Performance Data

Project Name:	Prepared By:
Project Number:	Date:
Catalog Number:	Type:



## Specification Grade Ground Fault Circuit Interrupter Receptacles

2-Pole, 3-Wire Grounding  
15A, 125V/AC; 20A, 125V/AC  
NEMA 5-15, 5-20

		Device Type	Specification Grade GFCI 15A & 20A: VGF_MOD and VGF_F_MOD Series ArrowLink: MCR125_, MCR250_, MCR300_Series	Specification Grade Tamper Resistant & Weather Resistant Duplex GFCI 15A & 20A: TRVGF_MOD, TRVGF_F_MOD, WRVGF_MOD, TWRVGF_MOD Series ArrowLink: MCR125_, MCR250_, MCR300_Series
Wiring Type	Base Device		Back & side wire	Back & side wire
	ArrowLink		Integral wire leads, crimped & resistance welded	Integral wire leads, crimped & resistance welded
	ArrowLink SPD		Backwire feed through	Backwire feed through
Testing & Code Compliance	Base Device		<ul style="list-style-type: none"> <li>cULus Listed to UL 498 and UL 943, file no. E60120</li> <li>Meets all UL 943 (GFCI), UL 498 (Receptacles) and applicable CSA requirements</li> <li>NOM certified</li> </ul>	<ul style="list-style-type: none"> <li>cULus Listed to UL 498 and UL 943, file no. E60120</li> <li>Meets all UL 943 (GFCI), UL 498 (Receptacles) and applicable CSA requirements</li> <li>NOM certified</li> </ul>
	ArrowLink		<ul style="list-style-type: none"> <li>Plug &amp; connector cULus Listed to UL 2459, file no. E325188</li> </ul>	<ul style="list-style-type: none"> <li>Plug &amp; connector cULus Listed to UL 2459, file no. E325188</li> </ul>
	Combined		<ul style="list-style-type: none"> <li>cULus Listed wiring assembly, UL file no. E326691</li> </ul>	<ul style="list-style-type: none"> <li>cULus Listed wiring assembly, UL file no. E326691</li> </ul>
Specifications: Environmental	Base Device	Flammability	Meets UL 94 requirements; V2 rated	Meets UL 94 requirements; V2 rated
		Temperature Rating	-35°C to 66°C (-31°F to 150.8°F)	-35°C to 66°C (-31°F to 150.8°F)
	ArrowLink	Flammability	Meets UL 94 requirements; V2 rated	Meets UL 94 requirements; V2 rated
		Temperature Rating	-35°C to 66°C (-31°F to 150.8°F)	-35°C to 66°C (-31°F to 150.8°F)
Specifications: Electrical	Base Device	Dielectric Voltage	Withstands 2000V per UL 498	Voltage: withstands 2000V per UL 498
		Current Interrupting	Yes, at full-rated current	Yes, at full-rated current
		Temperature Rise	Temperature Rise: max. 30°C (86°F) after 100 cycles of overload @ 150% of rated current (DC)	Max. 30°C (86°F) after 100 cycles of overload @ 150% of rated current (DC)
		Trip Time	0.025 seconds (Class A)	0.025 seconds (Class A)
		Frequency	60 Hz; Voltage: 125V; Amperage: 15A/20A 20A Feed Through	60 Hz; Voltage: 125V; Amperage: 15A/20A 20A Feed Through
		Short Circuit Testing	Meets and exceeds 10 kA	Meets and exceeds 10 kA
	ArrowLink	Maximum Interrupting Capacity	20 Amps	20 Amps
		Max. Working Voltage	300V/AC	300V/AC
		Max. Continuous Current	20A	20A
		Overload	52.5A/AC for 10 cycles	52.5A/AC for 10 cycles
		Dielectric Voltage	Withstands 1600V per UL 2459	Withstands 1600V per UL 2459
		Current Interrupting	Limited cycles at full-rated current	Limited cycles at full-rated current
		Temperature Rise	Max. 50°C (122°F) while conducting 35A after 10 cycles of overload @ 52.5A/AC	Max. 50°C (122°F) while conducting 35A after 10 cycles of overload @ 52.5A/AC
		Specifications: Mechanical	Base Device Terminal Accommodation	#14 - #10 AWG
ArrowLink Wire Leads	#12 AWG		#12 AWG	
ArrowLink SPD Screw Terminals	Accepts #12-#14 stranded and solid wire		Accepts #12-#14 stranded and solid wire	
ArrowLink SPD Ground	Integral THHN #12 AWG 6" lead with ring terminal and #10 ground screw		Integral THHN #12 AWG 6" lead with ring terminal and #10 ground screw	
Voltage Ratings	Permanently marked on device		Permanently marked on device	
Specifications: Screw Terminal Guards	ArrowLink Models Only	Material: UL recognized insulating material Dielectric Strength: 2,000V min HWI Rating: 4 min. Relative temperature index, electrical: 80°C (176°F) Flammability: V0 (UL 94)	Material: UL recognized insulating material Dielectric Strength: 2,000V min HWI Rating: 4 min. Relative temperature index, electrical: 80°C (176°F) Flammability: V0 (UL 94)	
Materials:	Base Device	Top Housing	Thermoplastic, nylon	Thermoplastic, nylon; except WR: nylon 6/6
		Bottom Housing	PVC	PVC
		Strap	0.047" thick steel, zinc plated	0.047" thick steel, zinc plated; WR & TWR: nickel-plated
		Line Contacts	0.030" thick brass	0.030" thick brass
		Terminal & Ground Screws	#8-32 steel, brass plated; neutral screw nickel plated, ground screw green	Terminal: Brass/nickel-plated steel; WR & TWR brass/nickel-plated stainless steel; Ground: ground screw green on all models, WR and TWR stainless steel
		Terminal Clamps	0.070" thick steel	Brass-plated steel; WR & TWR nickel-plated steel
	ArrowLink	Housing	Polycarbonate	Polycarbonate
		Contacts	Copper alloy	Copper alloy
		Wire Leads	Solid or stranded THHN #12 AWG	Solid or stranded THHN #12 AWG
	ArrowLink SPD	Housing	Polycarbonate	Polycarbonate
		Contacts	Copper alloy	Copper alloy

Specifications subject to change without notice.