

**M12-Round-Plug Connector, Single-Ended Cordsets,
According to IEC 61076-2-101**

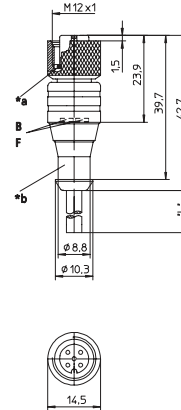
RKT/LED | RKWT/LED



3- and 4-Poles (LED)

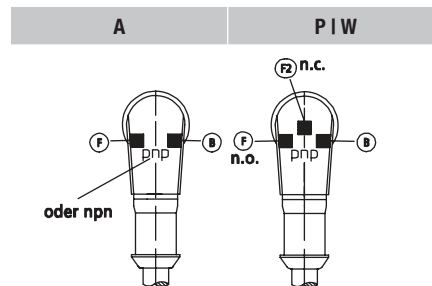
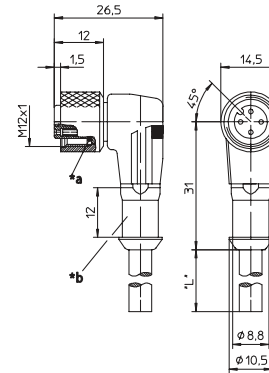
Actuator/sensor cordset, single-ended, M12, 3-, 4-, 5-, 8-, and 12-poles, female straight connector with LED operation and function indicator with self-locking thread and molded cable.

RKT/LED



Actuator/sensor cordset, single-ended, M12, 3-, 4-, 5-, 8-, and 12-poles, female 90° connector with LED operation and function indicator with self-locking thread and molded cable.

RKWT/LED

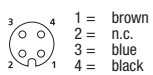


- *a O-Ring
- *b hose mounting
- B operation indicator green
- F function indicator yellow
- F2 function indicator yellow = P, white = W

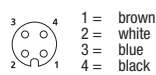
Pin Assignments

M12 - Male

3 poles

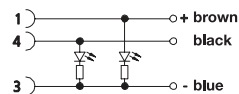


4 poles

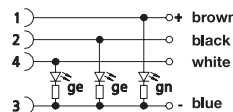


Wiring Diagrams

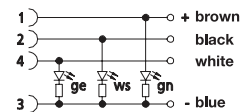
A pnp normally open = yellow-green




P pnp normally closed/open = yellow-yellow-green



W pnp normally closed/open = yellow-white-green





Be Certain with Belden

M12-Round-Plug Connector, Single-Ended Cordsets, According to IEC 61076-2-101

RKT/LED | RKWT/LED

Technical Data

Environmental

Degree of protection IP 67 / NEMA 6P
 Operating temperature range -25°C (-13°F) / +80°C (+176°F)

Mechanical

Housing / Molded body TPU, translucent
 Insert TPU
 Contact CuSn (12 poles: CuZn), pre-nickeled and 0.3 microns gold-plated
 Coupling nut CuZn, nickel-plated
 O-ring FKM

Electrical

Contact resistance ≤ 5 mΩ
 Nominal current at 40°C 4 A
 Rated voltage 10-30 V DC
 Insulation resistance > 10⁹ Ω

Cable Specifications

Cable No.	Outer Jacket	Conductor Size	Jacket Color	OD
06	PVC	3 x 0.34 mm ²	Orange	.197" (5.0 mm)
07	PVC	4 x 0.75 mm ²	Orange	.197" (5.0 mm)
224	PUR, halogen-free	3 x 0.34 mm ²	Black	.169" (4.3 mm)
225	PUR, halogen-free	4 x 0.34 mm ²	Black	.185" (4.7 mm)
251	PUR, halogen-free welding spark proof	4 x 0.34 mm ²	Orange	.185" (4.7 mm)
260	PUR, halogen-free welding spark proof	3 x 0.34 mm ²	Orange	.177" (4.5 mm)
265	PUR, halogen-free	4 x 0.34 mm ²	Grey	.185" (4.7 mm)

Cordsets
Single-Ended

Part Number	Pins	Outer Jacket	Standard Cable Lengths	Characteristics
RKT/LED A 4-3-06/...M	3	PVC	2 M / 5 M / 10 M	
RKT/LED A 4-3-224/...M		PUR, halogen-free	2 M / 5 M / 10 M	
RKT/LED A 4-3-260/...M		PUR, halogen-free / welding spark proof	2 M / 5 M / 10 M	
RKWT/LED P 4-07/...M	4	PVC	2 M / 5 M / 10 M	
RKWT/LED P 4-225/...M		PUR, halogen-free	2 M / 5 M / 10 M	
RKWT/LED P 4-251/...M		PUR, halogen-free / welding spark proof	2 M / 5 M / 10 M	
RKWT/LED W 4-265/...M	4	PUR, halogen-free	2 M / 5 M / 10 M	