

## Mini, 1 1/8"-Round-Plug Connector, Single-Ended Cordsets, Numeric Color Code

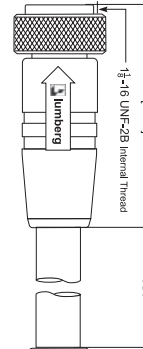
RS 1201M...1901M | RK 120M...190M



### 12- and 19-Poles

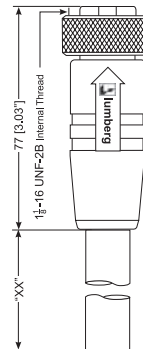
Mini, 1 1/8" single-ended cordsets, male straight, 12- and 19-poles with internal threads and molded PUR cable, Numeric color code.

RS



Mini, 1 1/8" single-ended cordsets, female straight, 12- and 19-poles with internal threads and molded PUR cable, Numeric color code.

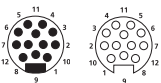
RK



### Pin Assignments

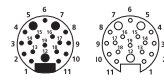
#### Mini, 1 1/8" - Male / Female

##### 12 poles



- 1 = black w/ number "1"
- 2 = black w/ number "2"
- 3 = black w/ number "3"
- 4 = black w/ number "4"
- 5 = black w/ number "5"
- 6 = black w/ number "6"
- 7 = black w/ number "7"
- 8 = black w/ number "8"
- 9 = green w/yellow tracer
- 10 = black w/ number "10"
- 11 = black w/ number "11"
- 12 = black w/ number "12"


##### 19 poles



- 1 = black w/ number "1"
- 2 = black w/ number "2"
- 3 = black w/ number "3"
- 4 = black w/ number "4"
- 5 = black w/ number "5"
- 6 = black w/ number "6"
- 7 = black w/ number "7"
- 8 = black w/ number "8"
- 9 = black w/ number "9"
- 10 = black w/ number "10"
- 11 = black w/ number "11"
- 12 = green w/yellow tracer
- 13 = black w/ number "13"
- 14 = black w/ number "14"
- 15 = black w/ number "15"
- 16 = black w/ number "16"
- 17 = black w/ number "17"
- 18 = black w/ number "18"
- 19 = black w/ number "19"

##### 19 poles - current rating

- 1-4, 6, 8-11, and 13-19 = 3 A
- 5 and 7 = 8 A
- 12 = Ground



Be Certain with Belden

**Mini, 1 1/8"-Round-Plug Connector, Single-Ended Cordsets, Numeric Color Code**  
RS 1201M..1901M | RK 120M...190M

**Technical Data**

**Environmental**

Degree of protection IP 67 / NEMA 6P  
Operating temperature range -40°C (-40°F) / +90°C (194°F)

**Mechanical**

Housing / Molded body TPU, yellow  
Insert TPU, yellow  
Contact CuZn, gold over silver plated  
Coupling nut Aluminum, anodized black

**Electrical**

Current rating 12 poles: 5 A  
19 poles: see pin assignments  
Voltage rating 300 V

**Cable Specifications - Numeric Color Code**

Cable No.	Outer Jacket	Gauge	Jacket Color	OD	Temperature Rating	Agency Approvals
<b>676</b>	<b>PUR</b>	18AWG	Yellow	.390" (9.9 mm)	-40°C (-40°F) to +80°C (176°F)	UL: AWM 20233 / CSA: AWM I/II A/B
<b>669</b>	<b>PUR</b>	18AWG	Yellow	.489" (12.4 mm)	-40°C (-40°F) to +80°C (176°F)	UL: AWM 20233 / CSA: AWM I/II A/B

Part Number	Pins	Outer Jacket	Standard Cable Lengths	Characteristics
RS 1201M-676/...M RK 120M-676/...M	<b>12</b>	<b>PUR</b>	2 M / 5 M / 10 M / 15 M	
RS 1901M-669/...M RK 190M-669/...M	<b>19</b>	<b>PUR</b>	2 M / 5 M / 10 M / 15 M	