
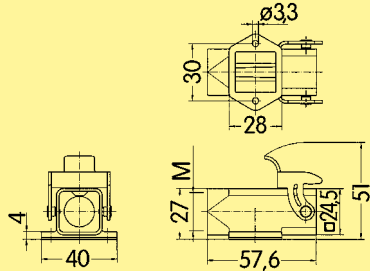

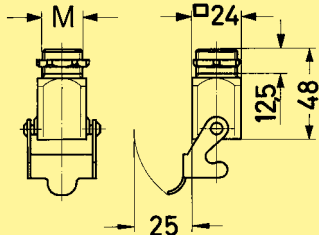

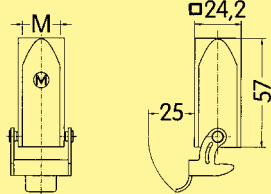

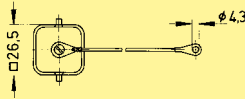


Hoods/Housings for higher environmental requirements / 1 lever locking system

Identification	Part number	Cable entry metric	Drawing	Dimensions in mm
Housings, surface mounting top entry 	19 37 003 1250	1 x 20	 <p>Panel cut out 22 x 22 mm</p>	
Housings, screw mounting top entry 	19 37 003 1150	1 x 20		
Hoods, cable to cable top entry 	19 37 003 1750	1 x 20		
Protection covers for housings 	09 37 003 5405¹⁾ 09 37 003 5406²⁾			
<div>Han Hoods Housings</div>				

¹⁾ for mounted female insert
²⁾ for mounted male insert