
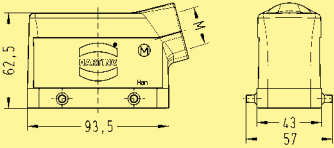

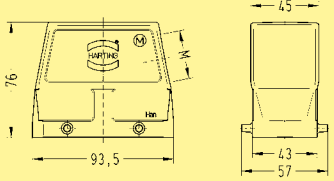

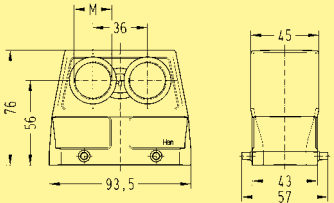


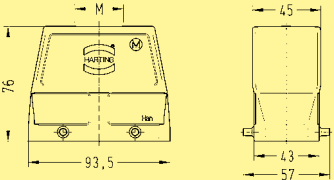


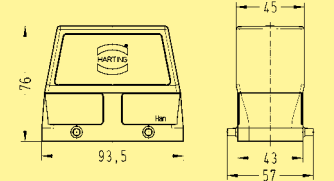




Metal hoods/housings for industrial applications / 2 lever locking system

Identification	Part number	Cable entry	Drawing	Dimensions in mm				
					Low construction	High construction	metric	
Hoods side entry		19 30 016 1521 19 30 016 1522	1 x 25 1 x 32					
						19 30 016 0527 19 30 016 0528	1 x 32 1 x 40	
Hoods angled entry		19 30 016 0666	2 x 25					
					Hoods top entry		19 30 016 1421 19 30 016 1422	1 x 25 1 x 32
	19 30 016 0427 19 30 016 0428	1 x 32 1 x 40						
								
Hoods without cable entry		09 30 016 0801	-					

Han Hoods
Housings