
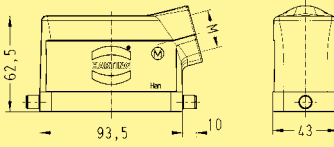

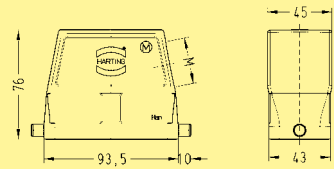

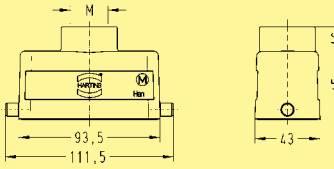

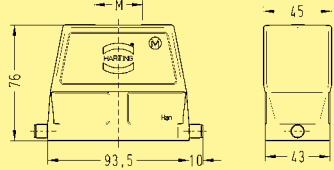

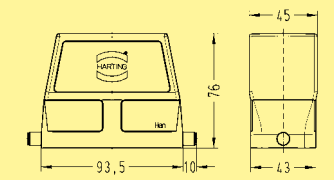

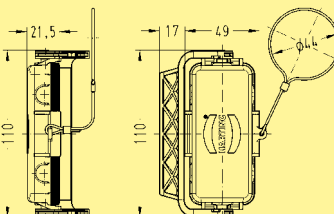


Metal hoods/housings for industrial applications / 1 lever locking system

Identification	Part number		Cable entry metric	Drawing	Dimensions in mm
	Low construction	High construction			
Hoods side entry		<b>19 30 016 1541</b>		1 x 25 1 x 32	
		<b>19 30 016 1542</b>			
side entry			<b>19 30 016 0547</b> <b>19 30 016 0548</b>	1 x 32 1 x 40	
Hoods top entry		<b>19 30 016 1441</b>		1 x 25 1 x 32	
		<b>19 30 016 1442</b>			
top entry			<b>19 30 016 0447</b> <b>19 30 016 0448</b>	1 x 32 1 x 40	
Hoods without cable entry			<b>09 30 016 0803</b>	—	
Protection covers		metal <b>09 30 016 5432</b>	metal <b>09 30 016 5432</b>		

Han Hoods  
Housings