
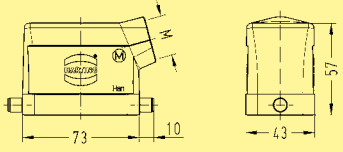
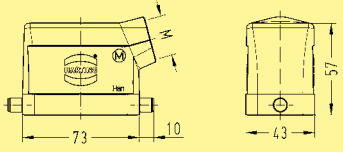

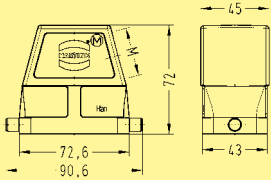
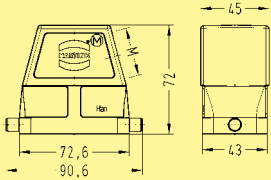

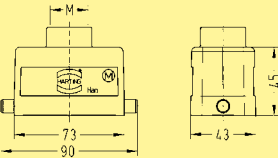
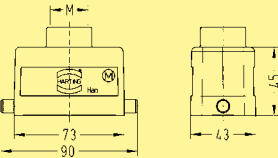

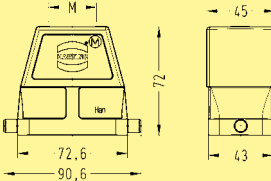
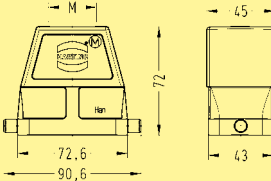

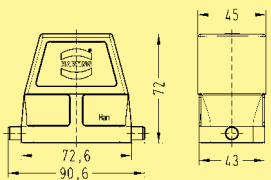
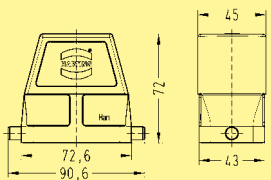

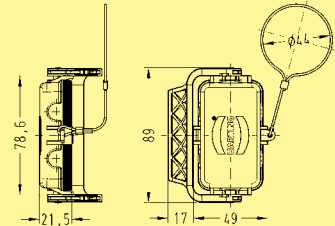
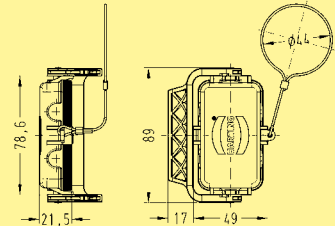


Metal hoods/housings for industrial applications / 1 lever locking system

Identification	Part number		Cable entry metric	Drawing	Dimensions in mm
	Low construction	High construction			
Hoods side entry		19 30 010 1540	1 x 20 1 x 25		
		19 30 010 1541			
side entry		19 30 010 0547	1 x 32		
Hoods top entry		19 30 010 1440	1 x 20 1 x 25		
		19 30 010 1441			
top entry		19 30 010 0447	1 x 32		
Hoods without cable entry			—		
Protection covers		metal 09 30 010 5432	metal 09 30 010 5432		

Han Hoods
Housings