
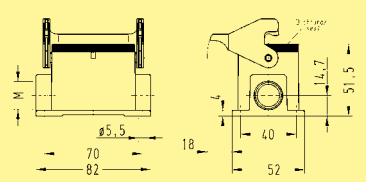

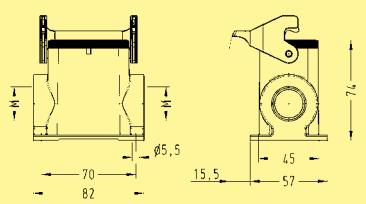

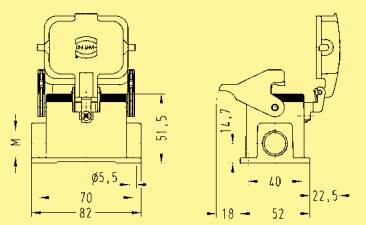

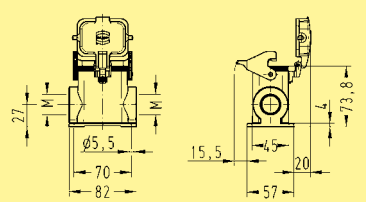

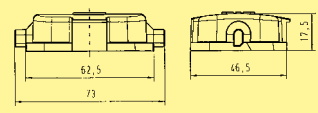

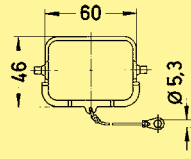


Metal hoods/housings for industrial applications / 1 lever locking system

Identification	Image	Part number		Cable entry metric	Drawing	Dimensions in mm
		Low construction	High construction			
Housings, surface mounting side entry		19 30 006 1250 19 30 006 1290		1 x 20 2 x 20		Blind way for one cable entry
			19 30 006 0291 19 30 006 0292	2 x 25 2 x 32		Blind way for one cable entry
		with thermo-plastic cover 19 30 006 1255 with thermo-plastic cover 19 30 006 1295 with metal cover 19 30 006 2255 with metal cover 19 30 006 2295		1 x 20 2 x 20 1 x 20 2 x 20		Blind way for one cable entry
			with thermo-plastic cover 19 30 006 0296 with thermo-plastic cover 19 30 006 0297 with metal cover 19 30 006 7296	2 x 25 2 x 32 2 x 25		Blind way for one cable entry
Protection covers						
Plastic		plastic 09 30 006 5404	plastic 09 30 006 5404			
metal		metal 09 30 006 5425	metal 09 30 006 5425			

Stock items in bold type