
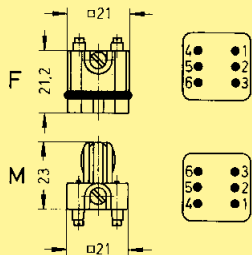

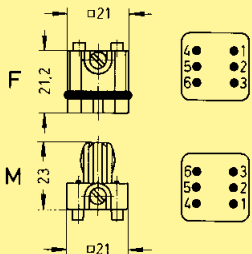
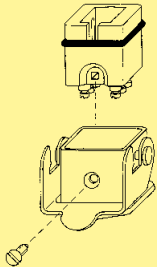


Number of contacts

6



Identification	Series	Part number		Drawing	Dimensions in mm
		Female Insert (M)	Male insert (F)		
<p>Screw terminal</p> 	Staf®	09 70 006 2813	09 70 006 2616	<p>Contact arrangement (view from termination side)</p> 	
<p>Solder terminal</p> 	Staf®	09 70 006 2812	09 70 006 2615	<p>Contact arrangement (view from termination side)</p>  <p>Mounting example</p> 	

Staf

09
03

Stock items in bold type