
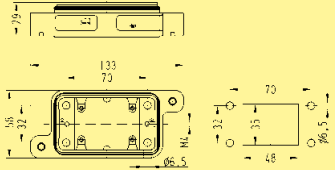

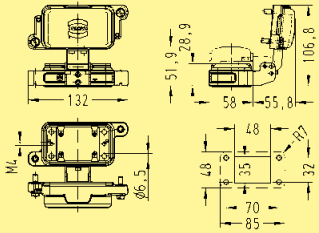

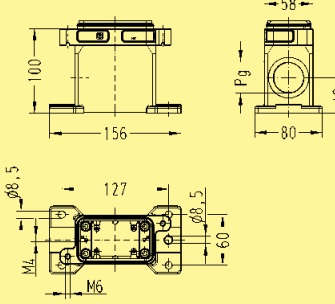

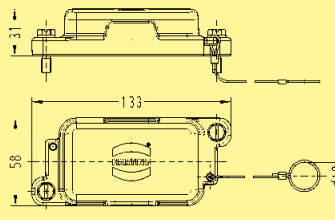

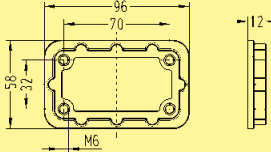


Hoods/Housings for harsh environmental requirements / Screw/toggle locking system

Identification	Part number		Pg	Drawing	Dimensions in mm
	Toggle locking	screw			
Housings, bulkhead mounting 	09 40 006 0301	<b>09 40 006 0311</b>			Panel cut out
Housings, bulkhead mounting 		with metal cover <b>09 40 006 0317</b>			Panel cut out
Housings, surface mounting side entry 		09 40 006 1262	1 x 29		
Protection covers 	metal 09 40 006 5401	metal <b>09 40 006 5411</b>			
Mounting frames 		09 40 000 9901 <sup>1)</sup>			

Han Hoods Housings

<sup>1)</sup> not applicable for using Han® HC 650