
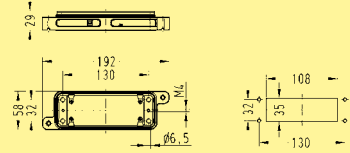

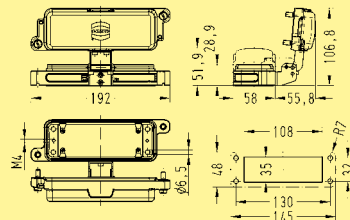

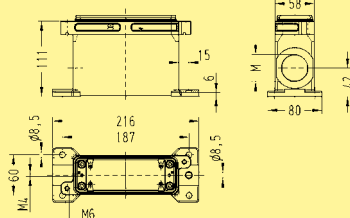

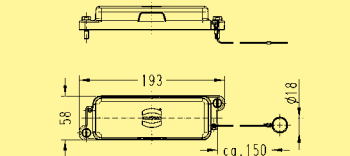

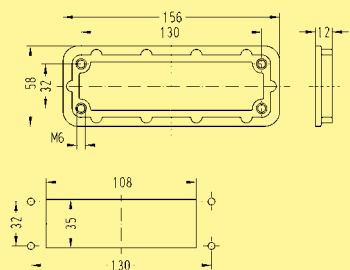


Hoods/Housings for harsh environmental requirements / Screw/toggle locking system

Identification	Part number		Cable entry metric	Drawing	Dimensions in mm
	Toggle locking	screw			
Housings, bulkhead mounting 	09 40 024 0301	09 40 024 0311		 <p>Panel cut out</p>	
Housings, bulkhead mounting 		with metal cover 09 40 024 0317		 <p>Panel cut out</p>	
Housings, surface mounting side entry 		19 40 024 1263 19 40 024 1273	1 x 40 2 x 40		
Protection covers 	metal 09 40 024 5401	metal 09 40 024 5411			
Mounting frames 		09 40 000 9904¹⁾		 <p>Panel cut out</p>	

Han Hoods Housings

¹⁾ not applicable for using Han® HC 650