BJ Jumper bar

BJS Jumper bar not assembled

Subassembly screw + washer + post

To connect terminal blocks, place the metal tube into the top center hole on each terminal block to be connected. The metal tube contacts the terminal block's internal connector bar. The perforated bar is cut to length and placed flat along the center opening of the series of terminal blocks. The screw is inserted into the perforated bar's hole which is located directly above the blocks being connected. The screw goes through the threaded metal tube and is screwed into the terminal block's internal connector bar. This completes the electrical connection to the perforated bar and connects the block.

Perforated jumper bar to be cut to length

Type of block	Type	P/N	Type	Nb of poles	Current car. cap.	P/N
MA 2,5/5	EV5	0168 629.16	BJS5	20	24 A	0177 652.06
DR 1,5/5						
MA 2,5/5.D	EV5D	0176 260.10	BJS5D	20	24 A	0177 651.05
M 4/6	EV6	0168 604.16	BJS6	2	32 A	0164 573.22
			BJS6	3	32 A	0164 574.23
			BJS6	4	32 A	0164 575.24
			BJS6	5	32 A	0164 736.25
			BJS6	10	32 A	0164 576.25
			BJS6	20	32 A	0174 784.20
M 4/6.D	EV6D	0168 400.16	BJS61	2	32 A	0168 481.23
MD 2,5/6...			BJS61	3	32 A	0168 482.24
			BJS61	4	32 A	0168 483.25
			BJS61	5	32 A	0168 484.26
			BJS61	10	32 A	0168 485.27
DR 4/6	EVDR6	0168 399.10	BJS62D	10	24 A	0167 601.02
M 6/8	EV6	0168 604.16	BJS8	2	41 A	0164 581.13
M 6/8.ST	EV8S	0168 401.03	BJS8	3	41 A	0164 582.14
M 4/8.D2.SF...J	VJS11	0163 394.26	BJS8	4	41 A	0164 583.15
			BJS8	5	41 A	0164 737.26
			BJS8	15	41 A	0174 788.04
			BJS8	20	41 A	0174 789.05
M 6/9.EE			BJS9,5	2	41 A	0173 815.16
			BJS9,5	3	41 A	0173 816.17
			BJS9,5	4	41 A	0173 817.10
			BJS9,5	5	41 A	0173 818.21
			BJS9,5	10	41 A	0173 819.22
M 10/10	EV6	0168 604.16	BJS10	2	57 A	0164 585.17
			BJS10	3	57 A	0164 586.10
			BJS10	4	57 A	0164 587.11
			BJS10	5	57 A	0168 273.11
			BJS10	10	57 A	0164 588.22
			BJS10	20	57 A	0177 654.00
M 16/12	EV12	0168 664.11	BJS12	2	57 A	0164 589.23
			BJS12	3	57 A	0164 590.20
MB 10/12.SF	screw +	0163 574.22	BJS12	4	57 A	0164 591.15
	washer	0163 633.25	BJS12	10	57 A	0164 592.16
			BJS12	20	57 A	0177 653.07
M 6/12.FF			BJS12,5	2	41 A	0174 393.20
			BJS12,5	3	41 A	0174 394.21
			BJS12,5	5	41 A	0174 395.22
			BJS12,5	10	41 A	0174 396.23
M 6/13.FF			BJS13	10	125 A	0167 224.27
ML 10/13.SF	screw +	0163 394.26	BJS131	2	57 A	0179 846.03
	washer	0168 783.01	BJS131	10	57 A	0175 991.11
M 35/16	EV16	0179 627.07	BJS16	2	125 A	0168 241.11
			BJS16	10	125 A	0168 238.16
M 70/22	screw +	0173 320.01	BJS22	2	192 A	0173 316.21
	washer	0173 331.20	BJS22	3	192 A	0173 317.22
			BJS22	5	192 A	0173 318.03
			BJS22	10	192 A	0173 319.04
MB 10/24.SF	screw	0163 607.04	BJS24	10	30 A	0167 856.21
M 95/26	VJS51	0173 320.01	BJS261	2	232 A	0177 508.07
	washer	0173 331.20	BJS261	3	232 A	0177 509.00
			BJS261	5	232 A	0177 510.24
			BJS261	10	232 A	0177 511.11

Max. recommended torque : 0.6 Nm

BJDP Universal jumper bar

This accessory permits the interconnection of two consecutive blocks with different spacings. It is composed of :
- 2 posts
- 2 screws
- 2 washers
- 1 connector plate

		Current carrying capacity, Amps	
Kit n° I	BJDP1	50	0179 623.03
Kit n° II	BJDP2	95	0179 624.04
Kit n° III	BJDP3	70	0179 625.05
Kit n° IV	BJDP4	50	0174 781.25
Kit n° V	BJDP5	50	0174 782.26

Spacing of block B \ Spacing of block A	12	10	8	6.5	6
8				IV	IV
10			V	IV	IV
12		III	III	III	III
16	II	I	I	I	I

Note :
- spacing of block 6 corresponds to **M 4/6** and its derivatives.
- spacing of block 6,5 corresponds to **M 4/6,5** and its derivatives.
- spacing of block 8 corresponds to **M 6/8** and its derivatives.
- spacing of block 10 corresponds to **M 10/10** and its derivatives.
- spacing of block 12 corresponds to **M 16/12** and its derivatives.
- spacing of block 16 corresponds to **M 35/16** and its derivatives.

Max. recommended torque : 0.6 Nm

BJDPL Jumper bar for spring blocks with different spacings

This accessory allows the connection of 2 spring terminal blocks with different spacings to each other (spacing 5 and 6 mm, 6 and 8 mm, 5 and 8 mm). It is not necessary to use a spring block with an additional spring to jump with a wire, but it is necessary to use an end section between the interconnected blocks, whatever the mounting direction of the blocks may be.

BJDPL 56	0291 150.06
to connect a block of 5 mm and a block of 6 mm spacing	
BJDPL 58	0291 160.00
to connect a block of 5 mm and a block of 8 mm spacing	
BJDPL 68	0291 170.02
to connect a block of 6 mm and a block of 8 mm spacing	
BJDPL 510	0291 480.22
to connect a block of 5 mm and a block of 10 mm spacing	
BJDPL 610	0291 482.10
to connect a block of 6 mm and a block of 10 mm spacing	
BJDPL 810	0291 484.12
to connect a block of 8 mm and a block of 10 mm spacing	

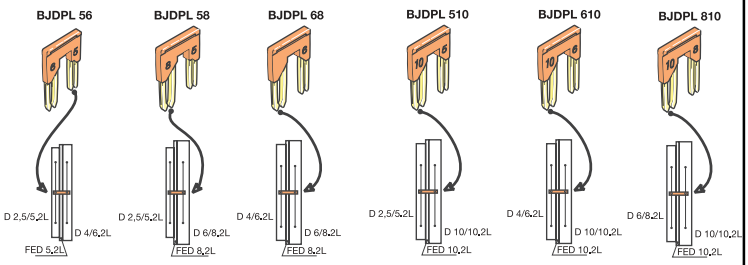

BJDL Jumper bar for spring blocks with the same spacing

For blocks spacing 5 mm *.200"*

BJDL5.2	2 poles	0291 102.23
BJDL5.3	3 poles	0291 103.24
BJDL5.4	4 poles	0291 104.25
BJDL5.5	5 poles	0291 105.26
BJDL5.6	6 poles	0291 106.27
BJDL5.7	7 poles	0291 107.20
BJDL5.8	8 poles	0291 108.01
BJDL5.9	9 poles	0291 109.02
BJDL5.10	10 poles	0291 110.26

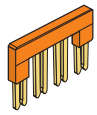

For blocks spacing 6 mm *.238"*

BJDL6.2	2 poles	0291 128.24
BJDL6.3	3 poles	0291 129.25
BJDL6.4	4 poles	0291 194.17
BJDL6.5	5 poles	0291 195.10

For blocks spacing 8 mm *.315"*

BJDL8.2	2 poles	0291 122.16
BJDL8.3	3 poles	0291 123.17
BJDL8.4	4 poles	0291 144.24
BJDL8.5	5 poles	0291 145.25

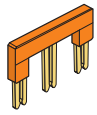

For blocks spacing 10 mm *.400"*
Current carrying capacity 24 A

BJDL10.2	2 poles	0291 322.26
BJDL10.3	3 poles	0291 323.27
BJDL10.4	4 poles	0291 324.20
BJDL10.5	5 poles	0291 325.21

For blocks spacing 10 mm *.400"*
Current carrying capacity 57 A

BJDL1.10.2	2 poles	0291 472.25
BJDL1.10.3	3 poles	0291 474.27
BJDL1.10.4	4 poles	0291 476.21
BJDL1.10.5	5 poles	0291 478.03