



Security Camera Housings | Product Guide



Outdoor housing for SNC RX Series; SNC-RZ25N



SNC-RX530N

SNC-RX550N

SNC-RX570N

VANDAL RESISTANT HOUSING

UNI-ORL7C2 (clear) • UNI-ORL7T2 (tinted)

- Outdoor dome, UV protected
- Strong cast aluminum top and trim ring
- Rugged polycarbonate lower dome
- Thermostatically controlled heaters
- 24 Hour fan operation for effective heating and condensation protection
- Optically correct, clear or tinted lower dome
- 24vac input into enclosure, AC 24V feed to camera inside enclosure provided
- Pendant mount, 11/2" NPT quick connect coupling
- Accepts the SNC-RX530N, SNC-RX550N, SNC-RX570N and SNC-RZ25N cameras



WIRELESS READY – Normal Housing

UNI-ONL7C2W (clear) • UNI-ONL7T2W (tinted)

- Outdoor dome, UV protected
- Wireless antenna cable included with housing, female N-connector on dome, cable with MMCX connector in enclosure to connect directly to optional SNCA-CFW1
- To be used with SNCA-CFW1 wireless card. (Purchased separately) – 2 foot cable with N-connectors included. SNCA-AN1 antenna or user provided antenna may be used. (Purchased separately)
- Thermostatically controlled heater
- 24 Hour fan operation for effective heating and condensation protection
- Optically correct polycarbonate lower dome
- Choice of clear or tinted lower dome
- 24vac input into enclosure, AC 24V feed to camera inside enclosure provided
- Pendant mount, 11/2" NPT quick connect coupling
- Accepts the SNC-RX530N, SNC-RX550N, SNC-RX570N and SNC-RZ25N cameras



WIRELESS READY

Vandal Resistant Housing

UNI-ORL7C2W (clear lower dome)
UNI-ORL7T2W (tinted lower dome)

- Outdoor dome, UV protected
- Wireless antenna cable included with housing, female N-connector on dome, cable with MMCX connector in enclosure to connect directly to optional SNCA-CFW1
- To be used with SNCA-CFW1 wireless card. (Purchased separately) – 2 foot cable with N-connectors included. SNCA-AN1 antenna or user provided antenna may be used.
- Strong cast aluminum top and trim ring
- Rugged polycarbonate lower dome
- Thermostatically controlled heaters
- 24 Hour fan operation for effective heating and condensation protection
- Optically correct, clear or tinted lower dome
- 24vac input into enclosure, AC 24V feed to camera inside enclosure provided
- Pendant mount, 11/2" NPT quick connect coupling
- Accepts the SNC-RX530N, SNC-RX550N, SNC-RX570N and SNC-RZ25N cameras



Outdoor housing for SNC-RZ50N; SNC-RZ30N



SNC-RZ30N

NORMAL HOUSING

UNI-ONS7C1 (clear lower dome)
UNI-ONS7T1 (tinted lower dome)

- Outdoor dome, UV protected
- Thermostatically controlled heater
- 24 Hour fan operation for effective heating and condensation protection
- Optically correct polycarbonate lower dome
- Choice of clear or tinted lower dome
- Includes internal power supply, for 12vdc camera power
- 24vac input to enclosure
- DC 12V with pre-terminated cable/plug for camera inside enclosure
- Pendant mount, 11/2" NPT quick connect coupling
- Accepts the SNC-RZ50N and SNC-RZ30N cameras



VANDAL RESISTANT HOUSING

UNI-ORS7C1 (clear)
UNI-ORS7T1 (tinted)

- Outdoor dome, UV protected
- Strong cast aluminum top and trim ring
- Rugged polycarbonate lower dome
- Thermostatically controlled heaters
- 24 Hour fan operation for effective heating and condensation protection
- Optically correct, clear or tinted lower dome
- 24vac input into enclosure
- DC 12V with pre-terminated cable/plug for camera inside enclosure
- Includes internal power supply, for 12vdc camera power
- Pendant mount, 11/2" NPT quick connect coupling
- Accepts the SNC-RZ50N and SNC-RZ30N cameras



NORMAL HOUSING

SNCA-HP5

- Outdoor Housing for SNC-P5
- Wall and Ceiling Mountable
- For use with SNC-P5



PRESSURIZED HOUSING

UNI-OPS7C1 (clear) • UNI-OPS7T1 (tinted)

- Pressurized outdoor dome, UV protected
- Eliminates condensation, bugs and other debris
- Great corrosion protection, perfect for coastlines, and other extreme environmental conditions
- 5-7 psi pressure relief valve
- IP67
- Thermostatically controlled heaters
- 24 Hour fan operation for effective heating and condensation protection
- Optically correct polycarbonate, clear or tinted lower dome
- 24vac input via multi-pin connector
- DC 12V with pre-terminated cable/plug for camera inside enclosure
- Includes internal power supply, for 12vdc camera power
- Pendant mount, 11/2" NPT quick connect coupling
- Accepts the SNC-RZ50N and SNC-RZ30N cameras



WIRELESS READY – Normal Housing

UNI-ONS7C1W (clear) • UNI-ONS7T1W (tinted)

- Outdoor dome, UV protected
- Wireless antenna cable include with housing, female N-connector on dome, cable with MMCX connector in enclosure to connect directly to optional SNCA-CFW1
- To be used with SNCA-CFW1 wireless card. (Purchased separately) – 2 foot cable with N-connectors included. SNCA-AN1 antenna or user provided antenna may be used. (Purchased separately)
- Thermostatically controlled heater
- 24 Hour fan operation for effective heating and condensation protection
- Optically correct polycarbonate lower dome
- Choice of clear or tinted lower dome
- 24vac input into enclosure
- DC 12V with pre-terminated cable/plug for camera inside enclosure
- Includes internal power supply, for 12vdc camera power
- Pendant mount, 11/2" NPT quick connect coupling
- Accepts the SNC-RZ50N camera



WIRELESS READY – Vandal Resistant Housing

UNI-ORS7C1W (clear lower dome)
UNI-ORS7T1W (tinted lower dome)

- Outdoor dome, UV protected
- Wireless antenna cable include with housing, female N-connector on dome, cable with MMCX connector in enclosure to connect directly to optional SNCA-CFW1 wireless card (Purchased separately)
- To be used with SNCA-CFW1 wireless card. (Purchased separately) – 2 foot cable with N-connectors included. SNCA-AN1 antenna or user provided antenna may be used.
- Does not include antenna mount
- Strong cast aluminum top and trim ring
- Rugged polycarbonate lower dome
- Thermostatically controlled heaters
- 24 Hour fan operation for effective heating and condensation protection
- Optically correct, clear or tinted lower dome
- 24vac input into enclosure
- DC 12V with pre-terminated cable/plug for camera inside enclosure
- Includes internal power supply, for 12vdc camera power
- Pendant mount, 11/2" NPT quick connect coupling
- Accepts the SNC-RZ50N camera



NORMAL HOUSING

UNI-ONL7C2 (clear lower dome)
UNI-ONL7T2 (tinted lower dome)

- Outdoor dome, UV protected
- Thermostatically controlled heater
- 24 Hour fan operation for effective heating and condensation protection
- Optically correct polycarbonate lower dome
- Choice of clear or tinted lower dome
- 24vac input into enclosure, AC 24V feed to camera inside enclosure provided
- Pendant mount, 11/2" NPT quick connect coupling
- Accepts the SNC-RX530N, SNC-RX550N, SNC-RX570N and SNC-RZ25N cameras



PRESSURIZED HOUSING

UNI-OPL7C2 (clear)
UNI-OPL7T2 (tinted)

- Pressurized outdoor dome, UV protected
- Eliminates condensation, bugs and other debris
- Great corrosion protection, perfect for coastlines, and other extreme environmental conditions
- 5-7 psi pressure relief valve
- IP67
- Thermostatically controlled heaters
- 24 Hour fan operation for effective heating and condensation protection
- Optically correct polycarbonate, clear or tinted lower dome
- 24vac input via multi-pin connector
- Pendant mount, 11/2" NPT quick connect coupling
- Accepts the SNC-RX530N, SNC-RX550N, SNC-RX570N and SNC-RZ25N cameras



Indoor housing SNC RX Series; SNC-RZ25N



SNC-RX530N
SNC-RX550N
SNC-RX570N

NORMAL HOUSING

UNI-INL7C2 (clear lower dome)
UNI-INL7T2 (tinted lower dome)

- Indoor dome
- Optically correct polycarbonate lower dome
- Choice of clear or tinted lower dome
- No electronics. User provides AC 24V feeds to camera/enclosure
- Pendant mount, 1 1/2" NPT quick connect coupling
- Accepts the SNC-RX530N, SNC-RX550N, SNC-RX570N and SNC-RZ25N cameras



VANDAL RESISTANT HOUSING

UNI-IRL7C2 (clear)
UNI-IRL7T2 (tinted)

- Indoor dome
- Strong cast aluminum top and trim ring
- Rugged polycarbonate lower dome
- Optically correct, clear or tinted lower dome
- No electronics. User provides AC 24V feeds to camera/enclosure
- Pendant mount, 1 1/2" NPT quick connect coupling
- Accepts the SNC-RX530N, SNC-RX550N, SNC-RX570N and SNC-RZ25N cameras



Indoor housing for SNC-RZ50N; SNC-RZ30N



SNC-RZ30N

NORMAL HOUSING

UNI-INS7C3 (clear lower dome)
UNI-INS7T3 (tinted lower dome)

- Indoor dome
- Optically correct polycarbonate lower dome
- Choice of clear or tinted lower dome
- No electronics. User provides power feed to camera/enclosure
- Pendant mount, 1 1/2" NPT quick connect coupling
- Accepts the SNC-RZ50N and SNC-RZ30N cameras



VANDAL RESISTANT HOUSING

UNI-IRS7C3 (clear)
UNI-IRS7T3 (tinted)

- Indoor dome
- Strong cast aluminum top and trim ring
- Rugged polycarbonate lower dome
- Optically correct, clear or tinted lower dome
- No electronics. User provides power feed to camera/enclosure
- Pendant mount, 1 1/2" NPT quick connect coupling
- Accepts the SNC-RZ50N and SNC-RZ30N cameras



NORMAL HOUSING

UNI-INS7C1 (clear lower dome)
UNI-INS7T1 (tinted lower dome)
UNI-INS7C3 (clear lower dome)

- Indoor dome
- Optically correct polycarbonate lower dome
- Choice of clear or tinted lower dome
- AC 24V input into enclosure, DC12V camera power and plug provided inside enclosure
- Pendant mount, 1 1/2" NPT quick connect coupling
- Accepts the SNC-RZ50N and SNC-RZ30N cameras



VANDAL RESISTANT HOUSING

UNI-IRS7C1 (clear)
UNI-IRS7T1 (tinted)
UNI-INS7T3 (tinted)

- Indoor dome
- Strong cast aluminum top and trim ring
- Rugged polycarbonate lower dome
- Optically correct, clear or tinted lower dome
- AC 24V input into enclosure, DC12V camera power and plug provided inside enclosure
- Pendant mount, 1 1/2" NPT quick connect coupling
- Accepts the SNC-RZ50N and SNC-RZ30N cameras



Recessed Ceiling Housing for Sony's SNC-RX series and SNC-RZ series camera.

UNI-ID7C3

- 7" diameter dome indoor recessed ceiling housing
- Clear lower dome
- White Trim Ring
- Interface Wiring
- Plenum rated metal top



SNC-RZ30N

SNC-RZ25N

SNC-RZ50N

SNC-RX530N
SNC-RX550N
SNC-RX570N

UNI-ID7T3

(Tinted Indoor Housing)

- 7" diameter dome indoor recessed ceiling housing
- Tinted lower dome
- White trim ring
- No electronics. Interface wiring
- Ethernet sensor I/O, power provided by user
- Plenum rated metal top
- Light Loss is 1.2 F-Stop maximum



Recessed Ceiling Housings for Fixed Cameras SNC-CS50N, SNC-Z20N, SNC-CS11, SNC-CS10, SNC-CM120 and SNC-CS20



SNC-CS50N

SNC-Z20N

SNC-CS11



SNC-CS10

SNC-CM120

SNC-CS20

UNI-IFF7C3

- 7" diameter dome indoor recessed ceiling housing
- Clear lower dome
- White trim ring
- No electronics. Interface wiring (ethernet, sensor I/O, power provided by user)
- Plenum rated metal top



UNI-IFF7T3

- 7" diameter dome indoor recessed ceiling housing
- Tinted lower dome
- White trim ring
- No electronics. Interface wiring (ethernet, sensor I/O, power provided by user)
- Plenum rated metal top
- Light loss is 1.2 F-Stop maximum

Indoor Recessed Plenum Ready Housing for SNC-DS10, SNC-DM110, SNC-DF50N

UNI-ILD3C3

- Plenum ready metal top
- Easy installation
- Provisioned for 3/4" conduit pipe
- Small profile
- UL listed

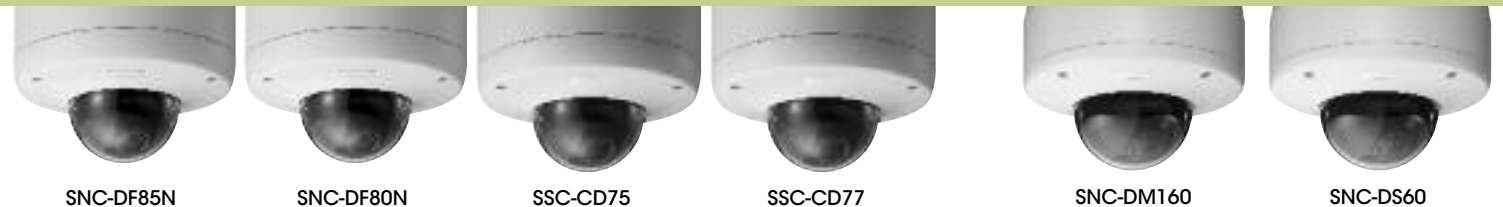


SNC-DS10

SNC-DM110

SNC-DF50N

Pendant Mount Mini Dome Brackets



SNC-DF85N

SNC-DF80N

SSC-CD75

SSC-CD77

SNC-DM160

SNC-DS60


UNI-MDB2

- Wall mount or pendant mount for the SNC-DF85N, SNCDF80N, SSC-CD75 and SSC-CD77
- All aluminum construction
- 1" pipe thread for pendant mounting
- Gooseneck bracket for wall mounting
- Indoor or outdoor use



UNI-MDB3

- Pendant Mount for the SNC-DM160/ SNC-DS60 Megapixel Cameras
- All aluminum construction
- Indoor or outdoor use



Housings for the SNC-CS10, SNC-CS11, SNC-CS50N, SNC-Z20N, SNC-CM120 and SNC-CS20

-SNC-UNIHB/1

(Outdoor wall mount housing with heater and blower)

- Extruded aluminum housing
- Tamper resistant camera housing lock down screws provided
- High strength steel wall mount bracket included
- Outdoor models include AC 24V heater and blower



SNC-CS11

SNC-CS50N

SNC-Z20N

SNC-UNI

(Indoor wall mount housing without heater/blower)

- Extruded aluminum housing
- Tamper resistant camera housing lock down screws provided
- High strength steel wall mount bracket included



SNC-CM120

SNC-CS20

Power Block Unit

UNI-PBU1

- 220V/110Vac input, 84va capacity
- Rugged outdoor NEMA box
- 24vac output for camera, heater and blower
- Fused protected output
- Hinged door for easy access
- UNI-MDB2 and UNI-MDB3 mounts directly to the hinged access panel



Mounting Accessories



UNI-WMB1
Gooseneck
Wall Mount




UNI-RMB1
Aluminum
Parapet Mount



UNI-PMA1
Aluminum Existing
Pole Mount Adaptor



UNI-CMA1
Aluminum Corner
Mount Adaptor



UNI-PBU1
Power Block Unit



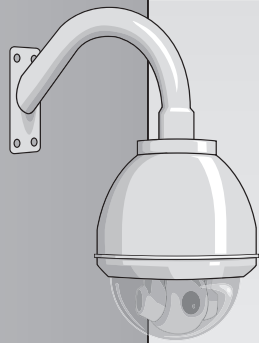
UNI-RD7C
Clear replacement
capsule for 7" dome
cameras



UNI-RD7T
Tinted replacement
capsule for 7"
dome cameras

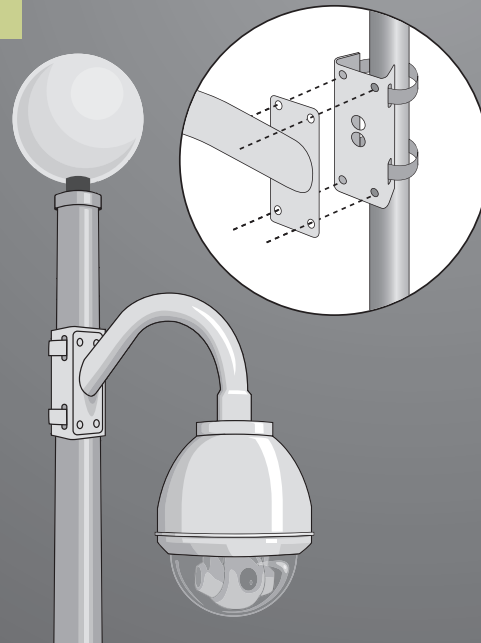
UNI-WMB1 Wall Mount

- Mounting Accessories Needed:
- UNI-WMB1 - Gooseneck Wall Mount
 - Outdoor Pendant Housing



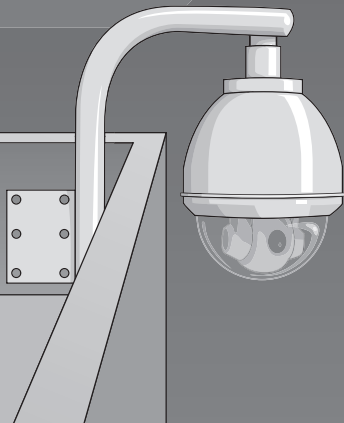
UNI-PMA1 Pole Mount

- Mounting Accessories Needed:
- UNI-WMB1 - Gooseneck Wall Mount
 - UNI-PMA1 - Aluminum Existing Pole Mount Adaptor
 - Outdoor Pendant Housing



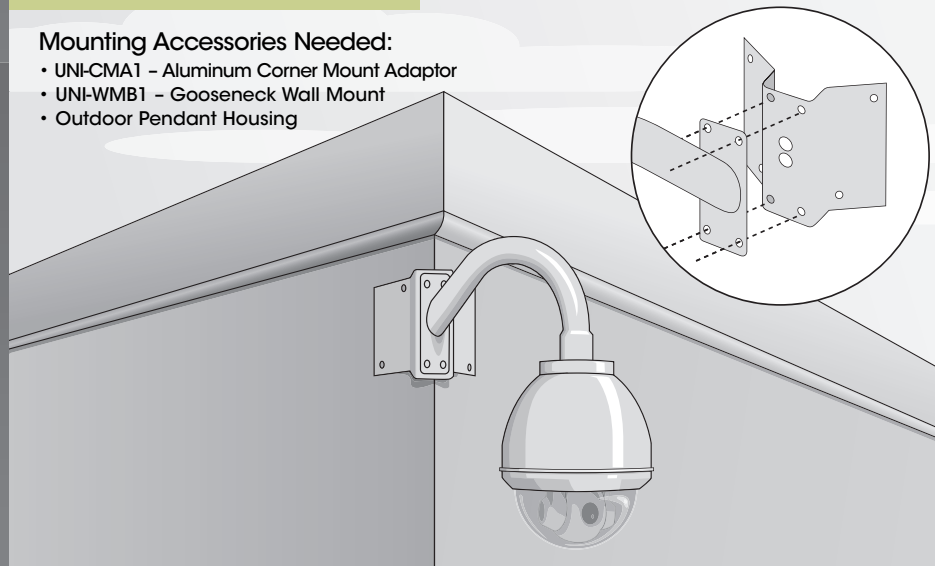
UNI-RMB1 Roof Mount (Parapet)

- Mounting Accessories Needed:
- UNI-RMB1 - Aluminum Parapet Mount
 - Outdoor Pendant Housing



UNI-CMA1 Corner Mount

- Mounting Accessories Needed:
- UNI-CMA1 - Aluminum Corner Mount Adaptor
 - UNI-WMB1 - Gooseneck Wall Mount
 - Outdoor Pendant Housing



YH-CB45

- In-Ceiling Mount Kit for SSC-CD79, SNC-DF50N, and SNC-DF85N.



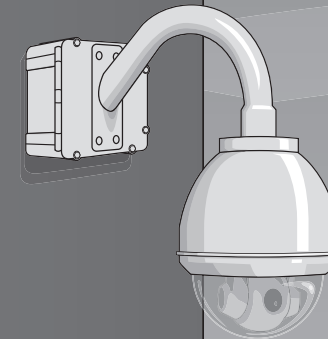
YH-CB73V

- Flush Mount Kit for SSC-CD73V



UNI-PBU1 Power Block Unit (Wall Mount)

- Mounting Accessories Needed:
- UNI-WMB1 - Gooseneck Wall Mount



Adaptors

YSW-170A (Single camera Power over coax adaptor)

- Video Output BNC x 8 composite video
- Video Input Camera In, BNC x 4
- External Sync VS or VD-w
- Internal Sync MPX-VS or MPX-VD-W
- Maximum Cable Length - 300m using RG-59B/U
- 500m using RG-6A/U
- 600m using RG-11A/U



- Cable Compensation - 3 position
- Power Requirements - AC 120V, 60Hz
- Power Consumption 92W
- Weight - 8lb. 6 oz. (3.8kg)
- Dimensions - 424 x 52 x 345 mm
- Operating Temperature - 14°F to 122°F (10 to 50°C)

YSW-270A (4 camera power over coax adaptor)

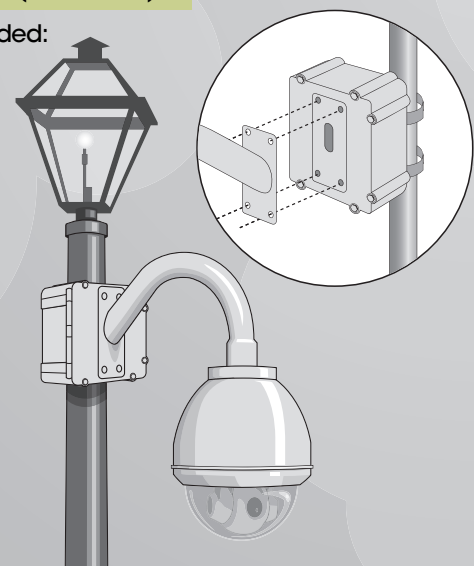
- Video Output - BNCx2 composite video
- Video Input - Camera In, BNC x 1
- External Sync VS or VD-W
- Maximum Cable length - 300m using RG-59B/U
- 500m using RG-6A/U
- 600m using RG-11A/U
- Cable compensation - 3 position



- Power requirements - AC 120V, 60 Hz
- Power Consumption 27W
- Weight - 4 lb. 3 oz. (1.9 kg)
- Operating Temperature - 14°F to 122°F (10 to 50°C)
- Dimensions 212 x 52 x 345 mm

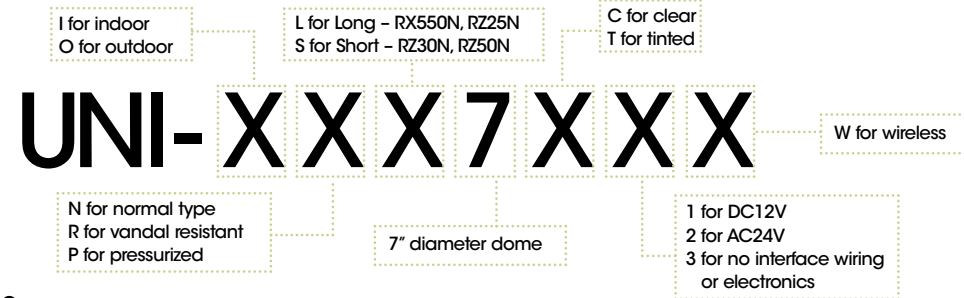
UNI-PBU1 Power Block Unit (Pole Mount)

- Mounting Accessories Needed:
- UNI-PMA1 - Aluminum Existing Pole Mount Adaptor
 - UNI-WMB1 - Gooseneck Wall Mount



Architectural / Engineering Specifications

Pendant Dome Housing Model Naming Convention



Example: UNI-ONL7C2

Outdoor (with heater/blower), normal type, for RZ25N, RX530N, RX550N or RX570N, 7" diameter, clear dome, AC24V feed

Housing Selection Guide

		SNC RX Series / SNC-RZ25N			SNC-RZ50N / SNC-RZ30N		
		Normal	Vandal Resistant	Pressurized	Normal	Vandal Resistant	Pressurized
Outdoor housing for pan/tilt/zoom network camera, pendant mount type, w/ heater & blower. AC 24V interface, AC 24V power supply NOT included.	Clear Dome	UNI-ONL7C2	UNI-ORL7C2	UNI-OPL7C2	UNI-ONS7C1	UNI-ORS7C1	UNI-OPS7C1
	Tinted Dome	UNI-ONL7T2	UNI-ORL7T2	UNI-OPL7T2	UNI-ONS7T1	UNI-ORS7T1	UNI-OPS7T1
Wireless Ready Outdoor housings for pendant mount type, w/ heater & blower. Prewired internally for use with SNCA-CFW1. Dome has N-type connector interface on the top to accept external antenna. External antenna & mount NOT included. AC 24V feed, AC 24V power supply NOT included.	Clear Dome	UNI-ONL7C2W	UNI-ORL7C2W	-	UNI-ONS7C1W	UNI-ORS7C1W	-
	Tinted Dome	UNI-ONL7T2W	UNI-ORL7T2W	-	UNI-ONS7T1W	UNI-ORS7T1W	-
Indoor Long housing for pan/tilt/zoom network camera, pendant mount type, no heater/blower or interface wiring included.	Clear Dome	UNI-HNL7C2	UNI-HRL7C2	-	-	-	-
	Tinted Dome	UNI-HNL7T2	UNI-HRL7T2	-	-	-	-
Indoor Short housing, pendant mount type, no heater/blower, internal AC 24V to DC-12V for camera feed, AC 24V external interface wiring included, AC 24V power supply NOT included.	Clear Dome	-	-	-	UNI-HNS7C1	UNI-RS7C1	-
	Tinted Dome	-	-	-	UNI-HNS7C3	UNI-RS7T1	-

Recessed Ceiling Housing

SNC RX Series, SNC-RZ50N, SNC-RZ25N, SNC-RZ30N, SNC-RZ50N	
Clear	Tinted
SNC-ID7C1	SNC-ID7T1

Recessed Ceiling Housing for Fixed Cameras

SNC-CS50N, SNC-Z20N, SNC-CS11, SNC-CS10, SNC-CM120, SNC-CS20	
Clear	Tinted
UNI-HFF7C3	UNI-HFF7T3

Housing with Wall Bracket

SNC-CS50N, SNC-Z20N, SNC-CS10, SNC-CS11, SNC-CM120, SNC-CS20	
Outdoor	Indoor (no heater/blower)
SNC-UNIHB/1	SNC-UNI

UNI-PBU1 Bid Specifications

The power box shall be a Sony Model UNI-PBU1 or equivalent. The power input shall be a 120vac or 220vac and the output 24vac, rated at 84va (watts). The product includes PTC fuses for the camera power and another one for the heater/blower power. It shall be designed to support one outdoor Sony housing with heaters, blowers and camera. The body of the unit shall be cast aluminum with white power coat finish. (2) 3/4" conduit inputs located at the bottom of the box to provide input for power and for data cabling. The unit shall be designed for outdoor locations, with an IP 66 rating. Clips shall be provided to allow it to be mounted to the pole mount adapter UNI-PMA1, or the corner mount adapter, UNI-CMA1. Mechanical Specifications: Dimensions - 7.9" (w) x 8.8" (h) x 3.8" (d). Weight - 9 lbs. Construction - Cast Aluminum.

UNI-MDB2/3 Bid Specifications

The wall/pendant mount adaptor shall be a Sony model UNI-MDB2, UNI-MDB3 or equivalent. The UNI-MDB2 shall support the SNC-DF80N, SNC-DF85N, SSC-CD77 and SSC-CD75 cameras. The UNI-MDB3 shall support the SNC-DM160 and SNC-DS60. The cast aluminum top cover shall have screw taps to allow the cameras to be mounted directly, and provide a 1" NPT pipe thread for mounting to a pipe or to the included wall mount bracket. The wall mount is also constructed from aluminum. The kit shall allow the camera to be mounted down from the ceiling using a 1" threaded pipe (not provided) or to be mounted to an interior or exterior wall. The bracket features a light gray finish. The wall mount can be combined with the UNI-CMA1 for corner mount applications and with the UNI-PMA1 for pole mount applications. The kit shall include gaskets and Teflon tape for water ingress protection outdoors. Mechanical Specifications: UNI-MDB2 Dimensions - 7.28" diameter x 2.78" UNI-MDB3 Dimensions - 6.82" diameter x 2.83" Weight - UNI-MDB2 and UNI-MDB3 - 2 lbs.; gooseneck bracket - 0.9 lb

UNI-HFF7 Recessed Series Bid Specifications

The recessed ceiling housing designed & engineered for Sony's fixed cameras (SNC-CS50N, SNC-Z20N, SNC-CS20, SNC-CS11 and SNC-CS10) shall be the Model UNI-HFF7C3 and UNI-HFF7T3 or equivalent. The back box shall be constructed from 18 and 20-gauge steel and be capable of being installed in its entirety from below the ceiling. The steel top shall measure 5.5" (h) x 11" (d). The lower injection molded polycarbonate dome shall be available in clear or tinted material. The UNI-HFF7T3 shall include a tinted lower dome and the UNI-HFF7C3, a clear lower dome. The lower dome shall be made from injection molded polycarbonate, and held in place by a 19-gauge steel trim ring with a white powdercoat finish. The product shall be designed to be installed in either sheetrock or drop ceilings. Three rotating support arms shall allow for adjustment to the ceiling material thickness. Mechanical Specifications (all models): Dimensions -12" (w) x 9.1" (h) x 12" (d). Weight - approx. 9 lbs. (without camera).

UNI-HD7 Recessed Series Bid Specifications

The recessed ceiling housing shall be for Sony's Pan/Tilt/Zoom camera models, SNC-RX series, SNC-RZ25N, SNC-RZ50N and the SNC-RZ30N. The UNI-HD7C3 shall include a clear lower dome and the UNI-HD7T3 shall include a tinted lower dome. The back box shall be constructed from 18 and 20-gauge steel and be capable of being installed in its entirety from below the ceiling. The steel top shall measure 5.5" (h) x 11" (d). The lower dome shall be made from injection molded polycarbonate, and held in place by a 19-gauge steel trim ring with a white powdercoat finish. The product shall be designed to be installed in either sheetrock or drop ceilings. Three rotating support arms shall allow for adjustment to the ceiling material thickness. Mechanical Specifications (all models): Dimensions -12" (w) x 9.1" (h) x 12" (d). Weight - approx 9 lbs. (without camera).

SNC-UNI Series Bid Specifications

The SNCUNIHB/1 & SNCUNI environmental housings shall be constructed from two extruded aluminum (.08" wall thickness, white finish) halves and two injection molded polycarbonate end caps. A clear polycarbonate viewing window shall be ultrasonically welded to the inside of the front end cap, creating a watertight seal. The top of the housing shall be hinged from the side to allow accessibility to the camera by one screw in each end cap. Camera adjustment or removal shall be provided via one screw located in the key hole slot on the aluminum camera sled. Maximum camera/lens combined length shall not exceed 10-1/2 inches. A 25 VA heater is mounted to the inside of the bottom extrusion, directly behind the viewing window, for defogging and deicing on the SNCUNIHB/1 model. Four vent plugs (2 in front, 2 in rear) will create a positive airflow (front to rear) when the blower is in use (SNCUNIHB/1 model). Two watertight strain relief plugs will be located at the rear of the housing for separate communication wiring and power cable entry. Mechanical Specifications: Dimensions - 5.7" (w) x 5.4" (h) x 15.25" (d) including protruding parts, not including wall mount bracket. Weight: approx 8 pounds (without camera, with heater and blower).

Standard Indoor and Outdoor housings, "N" Type

The outdoor dome camera housing shall be a Sony Model UNI-ONL7C2, UNI-ONL7C2W, UNI-ONS7C1, UNI-ONS7C1W or equivalent. The indoor models shall be a Sony Model UNI-HNL7C2, UNI-HNS7C1, UNI-HNS7C3 or equivalent. The UNI-ONL7C2, UNI-ONL7C2W, and UNI-HNL7C2 housings shall be designed for the SNC-RX series and SNC-RZ25N cameras. The UNI-ONS7C1, UNI-ONS7C1W, UNI-HNS7C1 and UNI-HNS7C3 housings shall be designed for the SNC-RZ50 and SNC-RZ30 cameras. The product shall come standard with a pendant mount. The products housing shall be manufactured from a high-impact engineered plastic, UV protected, with a UL flame rating of 94V0. The dome shall be made of an injection molded, optically clear, polycarbonate blend material. The dome shall be held in place with minimum of (3) fasteners, and a safety cable shall be provided to hold the dome while servicing. Access to the enclosure shall be from below with (3) captive fasteners used to press the dome against a sealing O-ring. A twist-off feature shall allow for the final removal of the dome. The wiring enters through the top of the housing on all models. The engineered plastic top, with its reflective white paint, insulates internal equipment. A wall mount bracket, Sony model UNI-WMB1, shall be available as an option. The outdoor models shall also be equipped with 24vac input blower and thermostatically controlled heater. The blower shall draw 1W continuous power. The 25W heater shall turn on at 60°F (15°C) and turn off at 80°F (25°C). The housing shall support a temperature range of -20°F (-29°C) to 122°F (50°C). UNI-ONS7C1, UNI-ONS7C1W and UNI-HNS7C1 will include a 24vac to 12vac power supply built into the housing. The UNI-HNS7C3 shall not include any electronics, and an installer provided 12vac power, must be supplied to the housing. UNI-ONL7C2W and UNI-ONS7C1W are wireless ready dome housings. The product shall have a pre-installed wireless antenna cable with an MMCX connector for the optional wireless LAN card, and an N type connector on the enclosure top, for an external antenna. Outdoor Tinted models shall be Model UNI-ONL7T2, UNI-ONL7T2W, UNI-ONS7T1, UNI-ONS7T1W. Indoor tinted models shall be UNI-HNL7T2, UNI-HNS7T1, UNI-HNS7T3. Mechanical Specifications: UNI-ONL models - Dimensions : 10.3" (D) x 10.3" (w) x 14.6" (H). Weight- 7 Lbs (without camera). UNI-ONS models - Dimensions : 10.3" (D) x 10.3" (w) x 13.3" (H). Weight- 7 Lbs (without camera).

Vandal Resistant Indoor and Outdoor housings, "R" Type

The vandal resistant outdoor dome camera housing shall be a Sony Model UNI-ORL7C2, UNI-ORL7C2W, UNI-ORS7C1, UNI-ORS7C1W or equivalent. The indoor models shall be a Sony Model UNI-HRL7C2, UNI-HRL7C3 or equivalent. The UNI-ORL7C2, UNI-ORL7C2W, and UNI-HRL7C2 housings shall be designed for the SNC-RX series and SNC-RZ25N cameras. The UNI-ORS7C1, UNI-ORS7C1W, and UNI-HRS7C3 housings shall be designed for the SNC-RZ50 and SNC-RZ30 cameras. The product shall come standard with a pendant mount. The housing top and pendant mount bracket shall be manufactured from durable cast aluminum. The dome shall be made of an injection molded, optically clear, polycarbonate blend material. The dome shall be held in place with minimum of (3) fasteners, and a safety cable shall be provided to hold the dome while servicing. Access to the enclosure shall be from below with (3) captive fasteners. A twist-off feature shall allow for the final removal of the dome. The wiring enters through the top of the housing on all models. A wall mount bracket, Sony model UNI-WMB1, shall be available as an option. The outdoor models shall also be equipped with 24vac input blowers and thermostatically controlled heaters. The blower shall draw 2W continuous power. The 50W heaters shall turn on at 60°F (15°C) and turn off at 80°F (25°C). The housing shall support a temperature range of -20°F (-29°C) to 122°F (50°C). The UNI-ORS7C1 and UNI-ORS7C1W will include a 24vac to 12vac power supply built into the housing. The UNI-HRS7C3 shall not include any electronics, and an installer provided 12vac power, must be supplied to the housing. UNI-ONL7C2W and UNI-ONS7C1W are wireless ready dome housings. The product shall have a pre-installed wireless antenna cable. The product shall have a pre-installed wireless antenna cable with an MMCX connector for the optional wireless card, and an N type connector on the enclosure top, for an external antenna. Outdoor Tinted lower dome models shall be the UNI-ORL7T2, UNI-ORL7T2W, UNI-ORS7T1, UNI-ORS7T1W. Indoor tinted models shall be the UNI-HRL7T2, UNI-HRL7T3. Mechanical Specifications: UNI-ORL models - Dimensions: 10.3" (D) x 10.3" (w) x 14.6" (H). Weight- 7 Lbs (without camera). UNI-ORS models - Dimensions: 10.3" (D) x 10.3" (w) x 13.3" (H). Weight- 7 Lbs (without camera).

Pressurized Outdoor housings, "P" Type

The pressurized outdoor dome camera housing shall be a Sony Model UNI-OPL7C2, UNI-OPS7C1 or equivalent. The UNI-OPL7C2 housing shall be designed for the SNC-RX series and SNC-RZ25N cameras. The UNI-OPS7C1 housing shall be designed for the SNC-RZ50 and SNC-RZ30 cameras. The product shall come standard with a pendant mount. The housing shall be manufactured from a high-impact engineered plastic, UV protected, with a UL flame rating of 94V0. The dome shall be made of an injection molded, optically clear, polycarbonate blend material, and shall be held in place with (9) captive fasteners, used to press the dome against the sealing O-ring. A secondary O-ring seal shall be provided at the top of the enclosure through a precision machined bracket. This machined bracket shall also be provided with a 5 to 7 psi pressure-relief valve and a standard bore thread dill valve to insert inert dry nitrogen into the enclosure. All incoming wires will enter the unit via a 10-pin hermetically sealed connector. Access to the enclosure shall be from below with (9) captive fasteners used to press the dome against a sealing O-ring. A twist-off feature shall allow for the final removal of the dome. The wiring enters through the top of the housing on all models. The engineered plastic top, with its reflective white paint, insulates internal equipment. A wall mount bracket, Sony model UNI-WMB1, shall be available as an option. The housing shall be equipped with 24VAC input blowers and thermostatically controlled heaters. The blowers shall draw 2W continuous power. UNI-OPS7C1 shall include a 24vac to 12vac power supply built into the housing. The 50W heater shall turn on at 60°F (15°C) and turn off at 80°F (25°C). The housing shall support a temperature range of -40°F (-40°C) to 122°F (50°C). Tinted lower dome models shall be UNI-OPL7T2, UNI-OPS7T1. Mechanical Specifications: "P" type models- 14.4" (H) x 11.2" (w) x 11.2" (D). Weight- 8 Lbs (without camera).

Wireless LAN Cards



SNCA-CFW1

Wireless LAN Card for the following models:

- SNC-CS50N, SNC-P5, SNC-RX530N, SNC-RX550N, SNC-RX570N, SNC-RZ25N
- IEEE 802.11b compliant



SNCA-CFW5

Wireless LAN Card for the following models:

- SNC-CS50N, SNC-RX530N, SNC-RH124, SNC-RH164, SNC-RS44N, SNC-RS46N, SNC-RS84N, SNC-RS86N, SNC-RX550N, SNC-RX570N, SNC-RZ50N
- IEEE802.11g/11b compliant




SNCA-AN1

External Antenna

- For use with the SNCA-CFW1 or the SNCA-DFW5 Wireless LAN Cards

SONY

Sony Electronics Inc.
1 Sony Drive
Park Ridge, NJ 07656

 [click: sony.com/security](http://sony.com/security)

S-HOUSING-C

©2009 Sony Electronics Inc. All rights reserved.
Reproduction in part or in whole without prior written permission is prohibited.
Features and specifications are subject to change without notice.
All non-metric weights and measurements are approximate.
Sony and IPELA are trademarks of Sony.

Printed in USA (8/09)