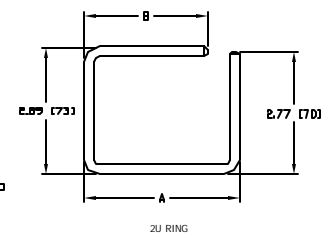
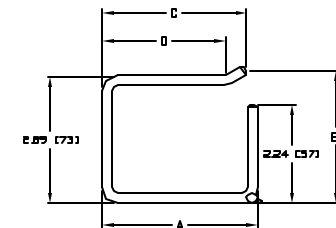


CATALOG NO.	DESCRIPTION	RINGS (SIZE, TYPE AND QTY.)						DOOR	STYLE
		A (1.75)	B (1.75)	C (3.51)	D (3.50)	E (6.00)	F (6.00)		
HC219MS1N	HORIZONTAL CABLE MANAGEMENT ACCESSORY	4	-	-	-	-	-	-	BASIC
HC219CE1N	HORIZONTAL CABLE MANAGEMENT ACCESSORY	5	2	-	-	-	-	1	DUCT
HC219MS3N	HORIZONTAL CABLE MANAGEMENT ACCESSORY	-	-	4	-	-	-	-	BASIC
HC219CE3N	HORIZONTAL CABLE MANAGEMENT ACCESSORY	-	-	5	2	-	-	1	DUCT
HC219ME3N	HORIZONTAL CABLE MANAGEMENT ACCESSORY	-	-	3	2	-	-	-	ENHANCED
HC219CE6N	HORIZONTAL CABLE MANAGEMENT ACCESSORY	-	-	-	-	6	2	1	DUCT
HC219ME6N	HORIZONTAL CABLE MANAGEMENT ACCESSORY	-	-	-	-	5	2	-	ENHANCED

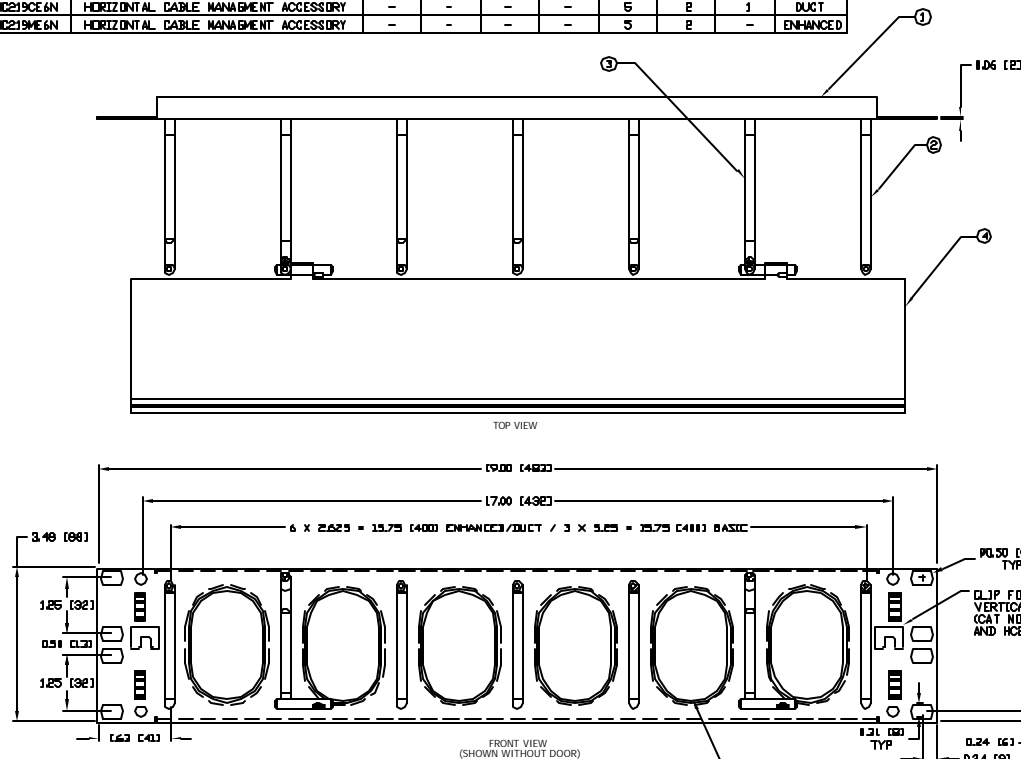
ITEM	DESCRIPTION	QTY.
1	PANEL	1
2	2U RING	X
3	2U RING W/ HINGE	X
4	DOOR	X

* SEE CATALOG DESCRIPTION TABLE FOR SIZE, TYPE, AND QUANTITY



BU RINGS (TYPE)	DIMENSIONS (INCHES)				
1.75 (A)	1.75	1.68	-	-	-
1.75 WITH HINGE (B)	1.75	1.68	1.67	1.69	3.09
3.50 (C)	3.50	2.78	-	-	-
3.51 WITH HINGE (D)	3.50	2.78	2.62	2.84	3.14
6.00 (E)	6.01	3.08	-	-	-
6.00 WITH HINGE (F)	6.01	5.28	5.51	5.34	3.26

SNAP INTERFACE FOR REAR ORGANIZERS (CATALOG NUMBERS HC23VF & HC26VF)



NOTES:

- 1) NEXTFRAME MODULAR CABLE MANAGEMENT SYSTEM REDUCES INSTALLATION TIME AND MAXIMIZES FLEXIBILITY
- 2) ALL STEEL CONSTRUCTION PROVIDES RUDDINESS
- 3) 7-RING DUCT-STYLE AVAILABLE FOR MORE SPACE TO CONNECT PATCH CORDS TO HUBS
- 4) PASS-THROUGH HOLES ALLOW EASY ACCESS FOR PATCH CORDS TO CONNECT AT REAR OF HUBS
- 5) ROLLED EDGE DESIGN PREVENTS CABLE CHAFING WITH NO BROWNETS THAT FALL OFF
- 6) COVERS ASSEMBLE TO PANEL EASILY AND SNAPS CLOSED WITH NO FASTENERS TO LOOSE OR BREAK
- 7) ALL COMPONENTS BLACK POWDER COAT FINISH
- 8) SECOND, FOURTH AND SIXTH RINGS OMITTED IN BASIC STYLE
- 9) 19" RACK MOUNTING PER EIA-310-1
- 10) SPECIFICATIONS SUBJECT TO CHANGE WITHOUT NOTICE

REV.	EDN	DATE	DESCRIPTION	CHK BY	APPR BY
A	3737	03/08/11	INITIAL RELEASE	JTS	

DIMENSIONS AND TOLERANCES PER ANSI Y14.5-1994 UNLESS OTHERWISE SPECIFIED, DIMENSIONS ARE IN INCHES AND TOLERANCES X = ±0.005 (0.127) Y = ±0.005 (0.127) Z = ±0.005 (0.127) HOLE DIA. ±0.005 (0.127)		PROJECT REFERENCE: MATERIAL: PANEL & DOOR: 16 GA CRS RINGS: A262 STEEL WIRE		DRAWN BY: D. SCIENTI 03/06/00 CHECKED BY: APPROVED BY:	
IN ACCEPTANCE OF OUR DRAWINGS, I HEREBY CERTIFY THAT THE DIMENSIONS AND TOLERANCES OR OTHER MATERIALS, OR THE DESIGN INFORMATION, IS NECESSARY TO PRODUCE THE PARTS THAT YOU WILL MAKE NO USE OF SAME WITHOUT PERMISSION		HUBBELL PREWIRE WIRING HUBBELL INCORPORATED (0000000000) 14 LORRAINE HILL ROAD, STORINGTON, CONNECTICUT 06267		TITLE: 2U HORIZONTAL CABLE MANAGEMENT PANEL ASSEMBLY SIZE: D C11132 SCALE: NTS SHEET 1 OF 1	