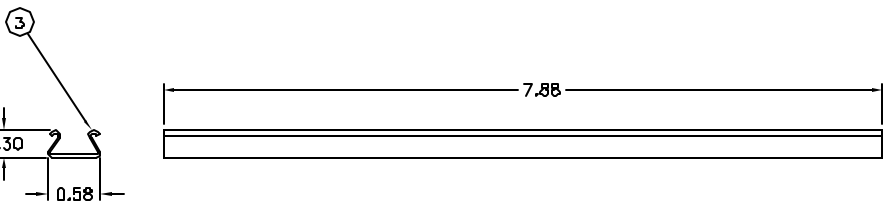
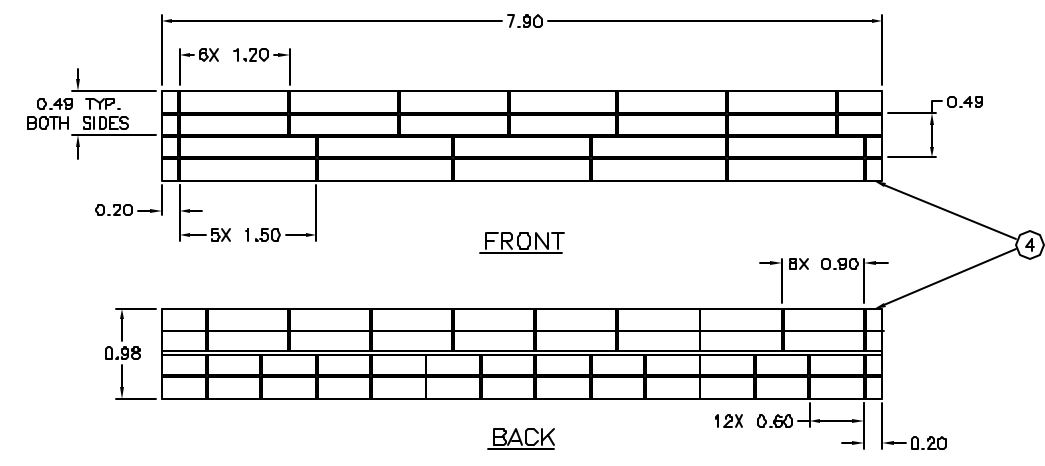
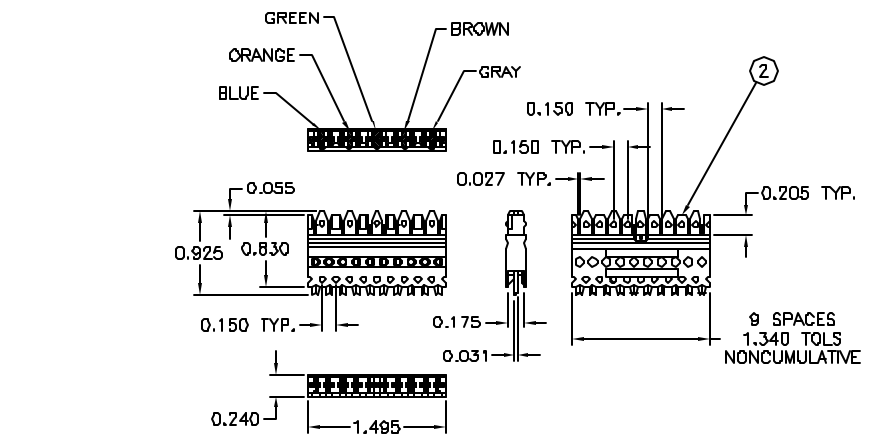
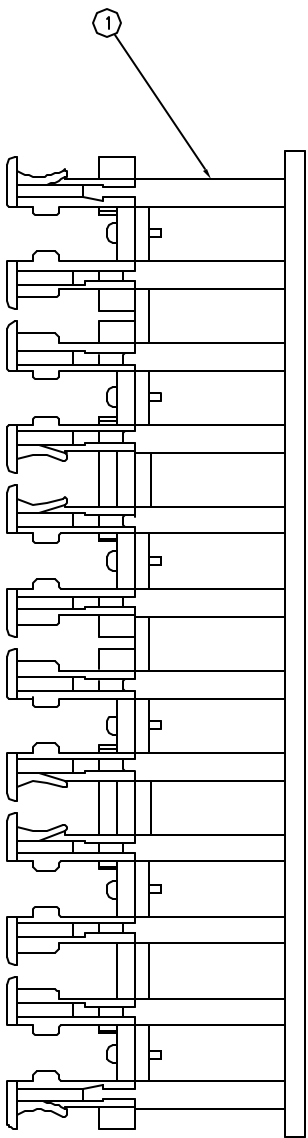
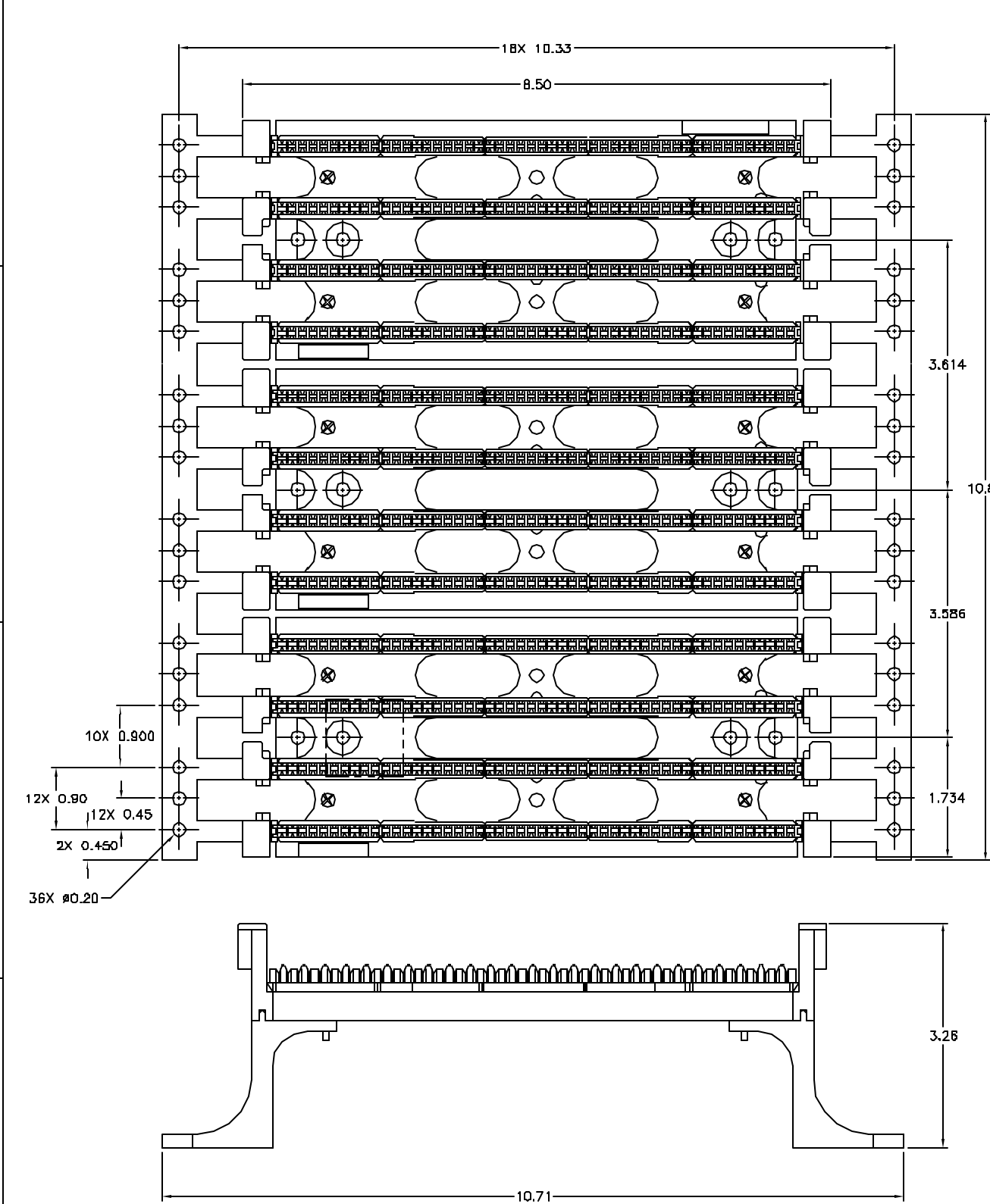



ITEM NO.	DESCRIPTION	QTY.
1	110 300-PAIR WIRING BLOCK ASSY W/LEGS	1
2	110 5-PAIR CONNECTING BLOCK	60
3	WIRING BLOCK LABEL HOLDER	6
4	110 LABEL CARD	6

CATALOG NUMBER	DESCRIPTION
110BLK300FTK5	110 300-PAIR TERM. KIT WITH 5-PAIR BLOCKS W/LEGS



NOTES:
1. CATEGORY 5E COMPLIANT PER MSI/TIA/E1A-568-B.2 COMPONENT AND CHANNEL PERFORMANCE SPECIFICATIONS

A	4293	11/28/01	INITIAL RELEASE	PSM	R.R.
REV.	ECN	DATE	DESCRIPTION	CHG BY	APP'D BY

DIMENSIONING AND TOLERANCE PER ANSI Y14.5M-1992 UNLESS OTHERWISE SPECIFIED, DIMENSIONS ARE IN INCHES (MM). TOLERANCES .XX = ±.01 (.25) .XXX = ±.005 (.127) .XXXX = ±.0025 (.0635) ANGLE TOL. ±1° IN ACCEPTING OUR DRAWINGS, BLUEPRINTS, OR SUPPORTING DOCUMENTATION FOR QUOTATION OR OTHER PURPOSES, YOU AGREE NOT TO DISCLOSE TO OTHERS THE IDEAS, INFORMATION, OR DESIGNS SHOWN HEREIN, AND THAT YOU WILL MAKE NO USE OF SAME WITHOUT PERMISSION	PROJECT REFERENCE:	 Hubbell Premise Wiring HUBBELL INCORPORATED (Delaware) 14 Leno Hill Road, Stonington, Connecticut 06378			
	MATERIAL:		TITLE: 110 300-PAIR TERMINATION KIT WITH 5-PAIR BLOCKS WITH LEGS		
	DRAWN BY: PAUL S. MAGUIRE 11/28/01		SIZE D	DRAWING NO. C1164806	REV. A
	CHECKED BY:		SCALE FULL	SHEET 1 OF 1	
APPROVED BY: RAY RODDEN 01/23/02					