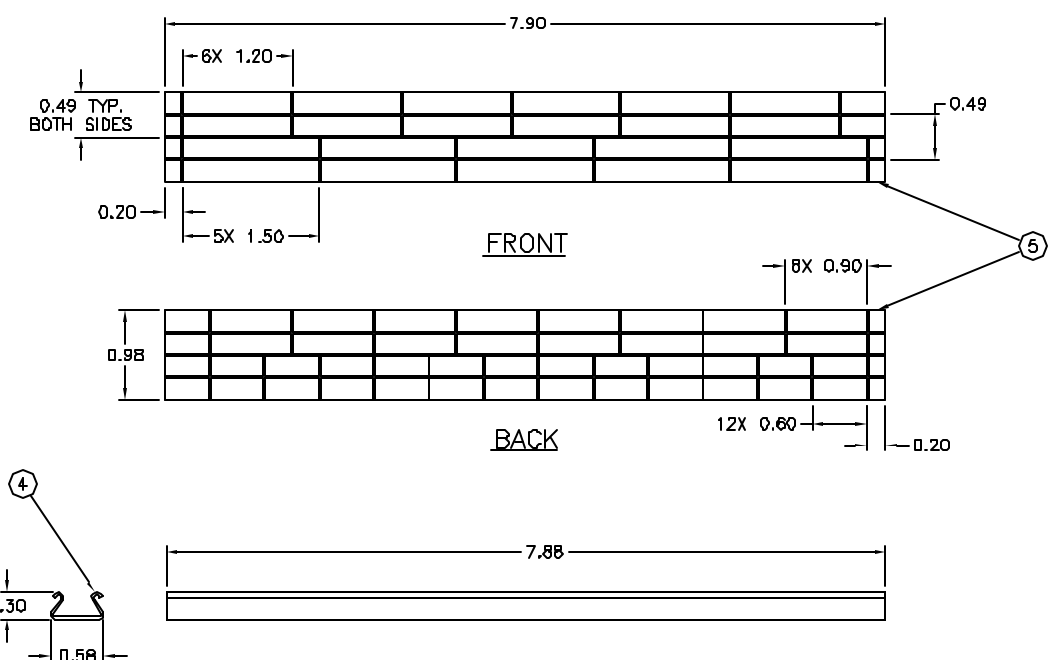
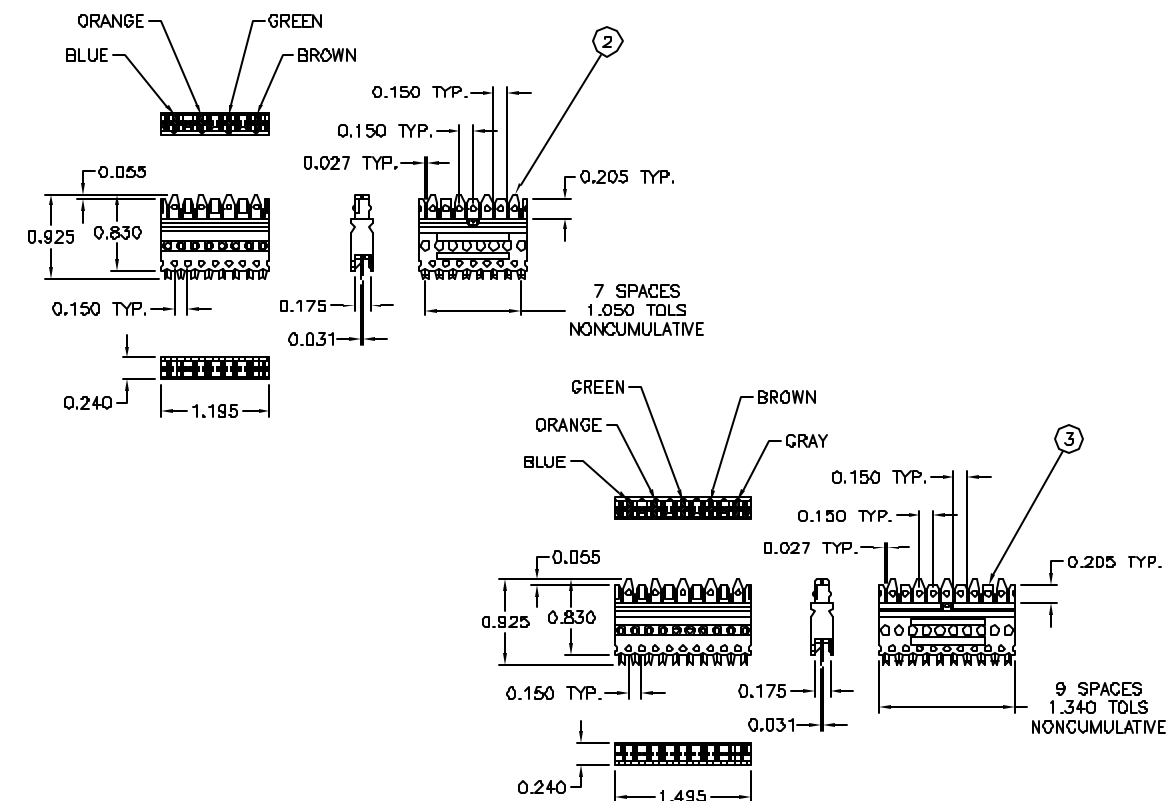
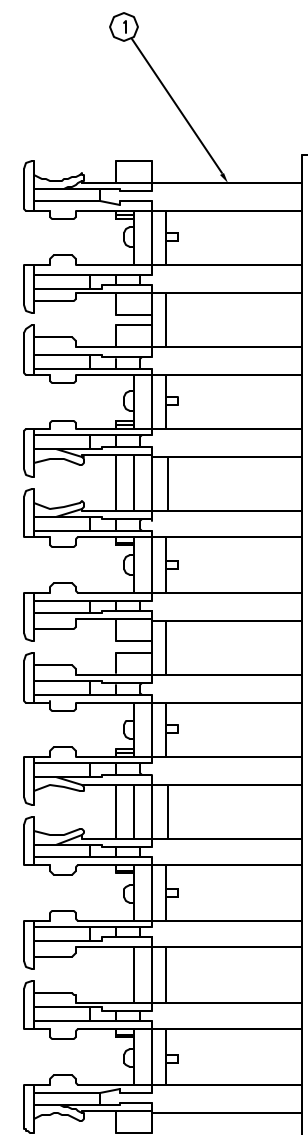
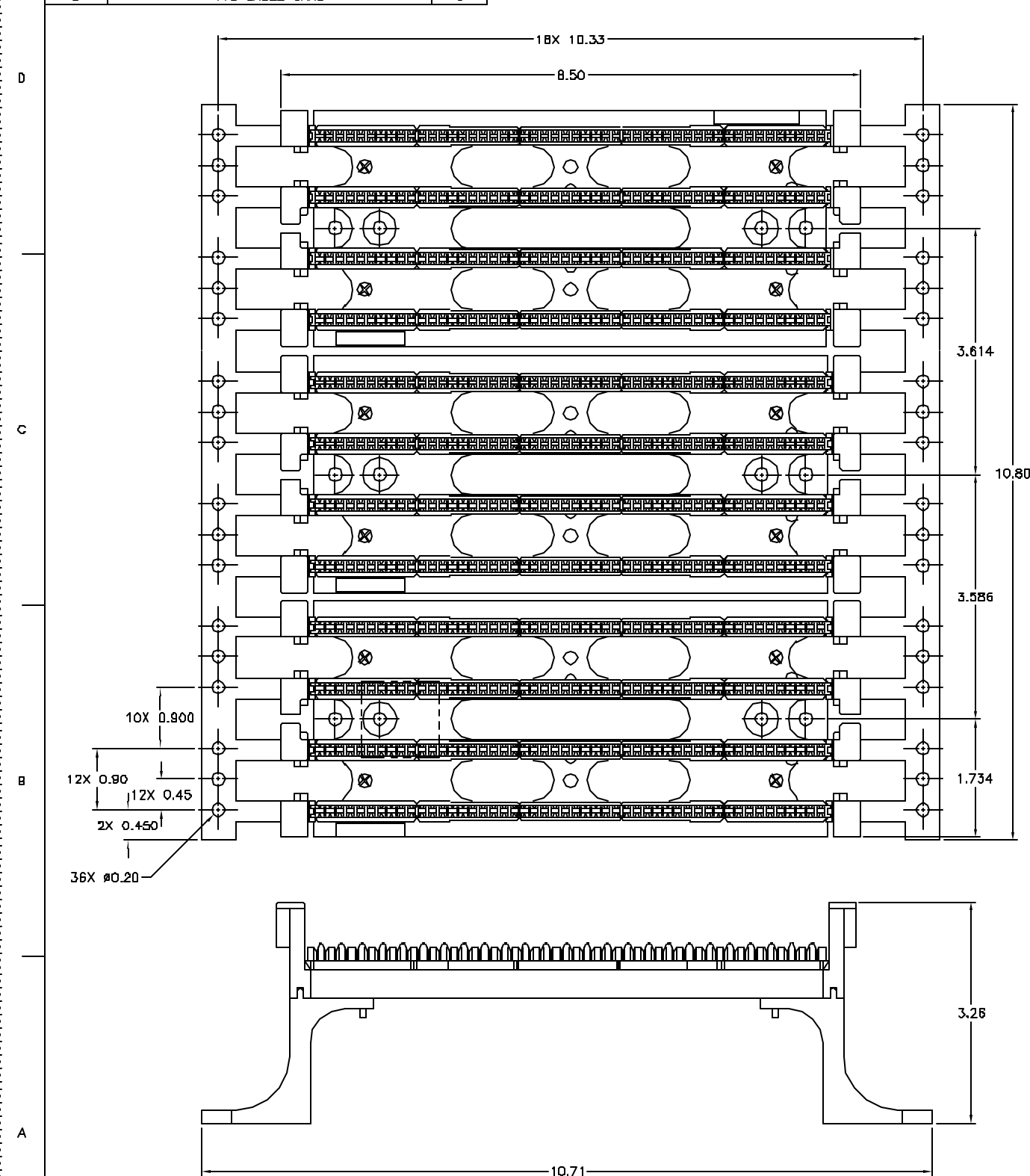


ITEM NO.	DESCRIPTION	QTY.
1	110 300-PAIR WIRING BLOCK ASSY W/LEGS	1
2	110 4-PAIR CONNECTING BLOCK	60
3	110 5-PAIR CONNECTING BLOCK	12
4	WIRING BLOCK LABEL HOLDER	8
5	110 LABEL CARD	6

CATALOG NUMBER	DESCRIPTION
110BLK300FTK4	110 300-PAIR TERM. KIT W/4 & 5-PAIR BLOCKS W/LEGS



NOTES:

1. CATEGORY 5E COMPLIANT PER MSI/TIA/E1A-56B-B.2 COMPONENT AND CHANNEL PERFORMANCE SPECIFICATIONS

A	4293	11/28/01	INITIAL RELEASE	PSM	R.R.
REV.	ECN	DATE	DESCRIPTION	CHG BY	APP'D BY

DIMENSIONING AND TOLERANCE PER
ANSI Y14.5M-1992
UNLESS OTHERWISE SPECIFIED,
DIMENSIONS ARE IN INCHES (MM).
TOLERANCES
.XX = ±0.01 (0.25)
.XXX = ±0.005 (0.127)
XXXX = ±0.0025 (0.0635)

IN ACCEPTING OUR DRAWINGS, BLUEPRINTS, OR SUPPORTING DOCUMENTATION FOR QUOTATION OR OTHER PURPOSES, YOU AGREE NOT TO DISCLOSE TO OTHERS THE IDEAS, INFORMATION, OR DESIGNS SHOWN HEREIN, AND THAT YOU WILL MAKE NO USE OF SAME WITHOUT PERMISSION

PROJECT REFERENCE:

MATERIALS

DRAWN BY:
PAUL S. NAGUIRE 11/28/01

APPROVED BY:
RAY BODDEN 01/23/02



Hubbell Premise Wiring
HUBBELL INCORPORATED (Delaware)
14 Larch Hill Road, Storrs, Connecticut 06268

TITLE:	110 300-PAIR TERMINATION KIT WITH 4 & 5-PAIR BLOCKS WITH LEGS
--------	--

SIZE	DRAWING NO.
D	C1164805

SCALE:	FULL	SHEET	1	OF	1
--------	------	-------	---	----	---

REV

A