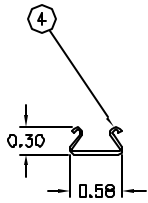
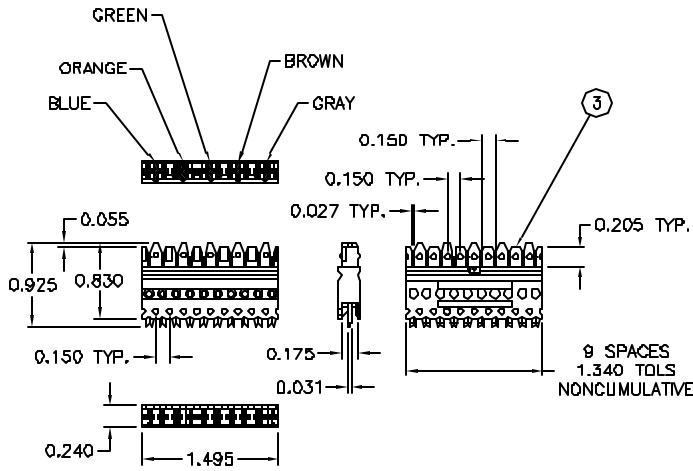
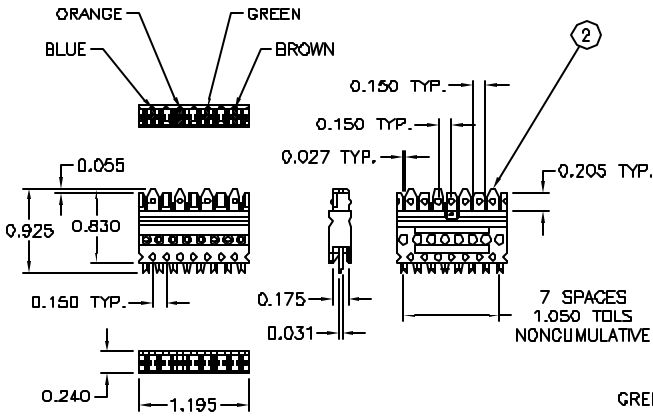
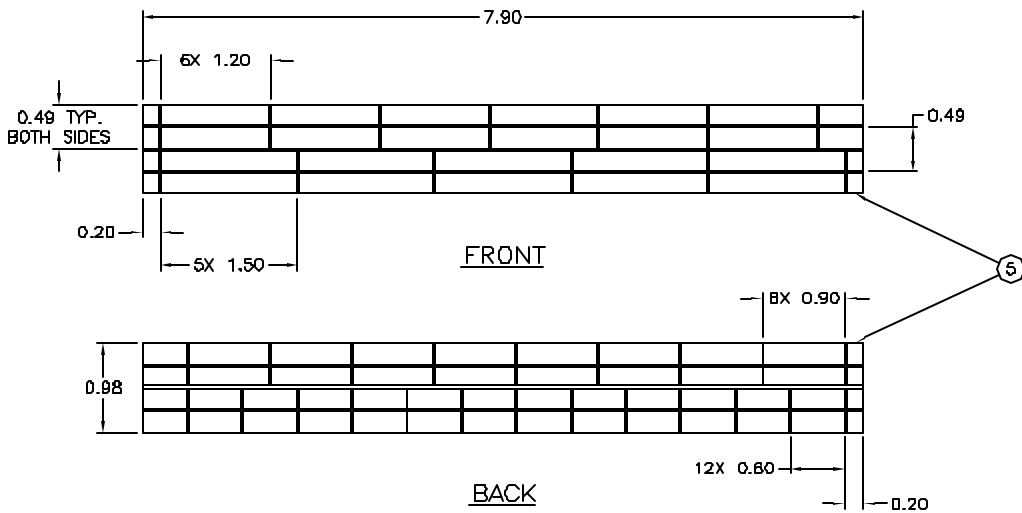
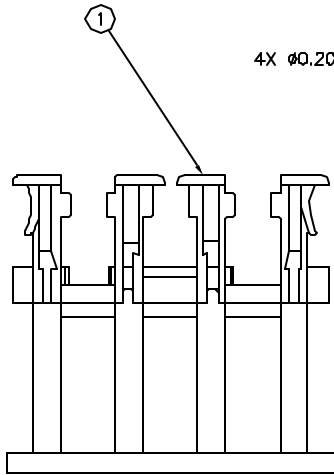
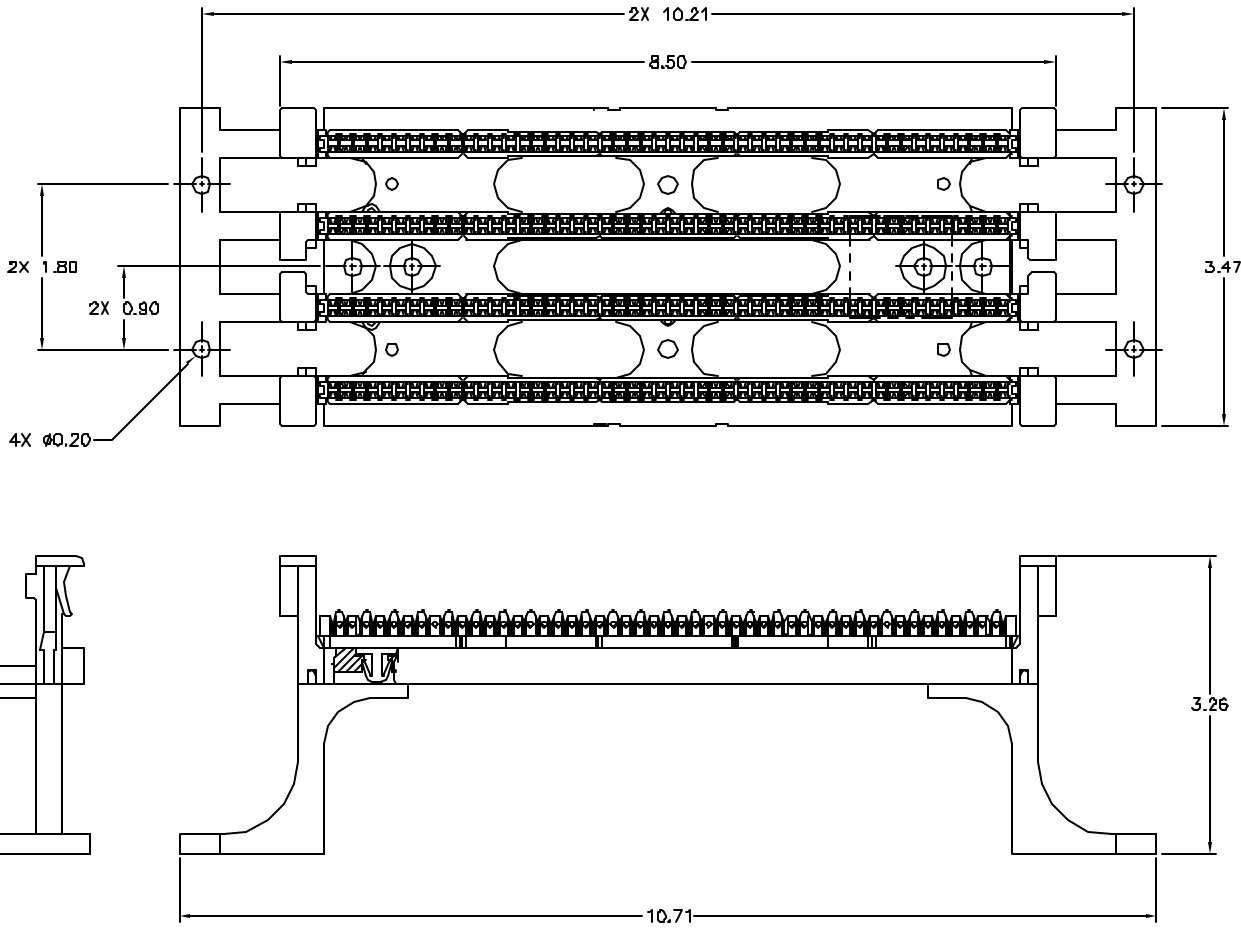



ITEM NO.	DESCRIPTION	QTY.
1	110 100-PAIR WIRING BLOCK ASSY W/LEGS	1
2	110 5-PAIR CONNECTING BLOCK	20
3	WIRING BLOCK LABEL HOLDER	2
4	110 LABEL CARD	2

CATALOG NUMBER	DESCRIPTION
110BLK100FTK5	110 100-PAIR TERM. KIT WITH 5-PAIR BLOCKS W/LEGS



NOTES:
1. CATEGORY 5E COMPLIANT PER MSI/TIA/E1A-568-B.2 COMPONENT AND CHANNEL PERFORMANCE SPECIFICATIONS

A	4293	11/27/01	INITIAL RELEASE	PSM	R.R.
REV.	ECN	DATE	DESCRIPTION	CHG BY	APPD BY

Created on AUTOCAD	DIMENSIONING AND TOLERANCE PER ANSI Y14.5M-1982 UNLESS OTHERWISE SPECIFIED, DIMENSIONS ARE IN INCHES (MM). TOLERANCES XX = ±.01 (.25) XXX = ±.005 (.127) XXXX = ±.0025 (.0635) ANGLE TOL. ±1°	PROJECT REFERENCE:	 Hubbell Premise Wiring HUBBELL INCORPORATED (China) 14 Lard's Hill Road, Bloomington, Connecticut 06033				
		MATERIAL:					
		DRAWN BY: PAUL S. MAGUIRE 11/27/01				TITLE: 110 100-PAIR TERMINATION KIT WITH 5-PAIR BLOCKS WITH LEGS	
		CHECKED BY:				SIZE	DRAWING NO.
	IN ACCEPTING OUR DRAWINGS, BLUEPRINTS, OR SUPPORTING DOCUMENTATION FOR QUOTATION OR OTHER PURPOSES, YOU AGREE NOT TO DISCLOSE TO OTHERS THE IDEAS, INFORMATION, OR DESIGNS SHOWN HEREIN, AND THAT YOU WILL MAKE NO USE OF SAME WITHOUT PERMISSION	APPROVED BY: RAY RODDEN 01/23/02	D	C1164804	A		
			SCALE: FULL	SHEET 1 OF 1			