


Features

- Quick attachment of threaded rod and hardware to all standard strut... regardless of depth
- Installs with one hand
- No more hard-to-handle spring nuts
- Reduce installation time and inventory by over 75%
- Integral plastic strip provides tension to grip the strut, even vertically
- Allows for easy repositioning or removal
- Suitable for outdoor use



NO TWISTING!

**Two Quick Installation Options...
1. PINCH ON (then assemble)**



A. Pinch integrated plastic strip and toggle into strut.



B. Release to engage.



C. Insert threaded rod or other fitting and tighten.

2. TOGGLE IN (pre-assembly)



A. Preassemble the SLICK Nut to threaded rod.



B. Toggle into place.



C. Tighten lock nut. (not included)

To Remove



Squeeze tab and push to one side.
Roll SLICK Nut out.
No twisting, no need to slide to end of strut.

No More Hard-to-Handle Spring Nuts



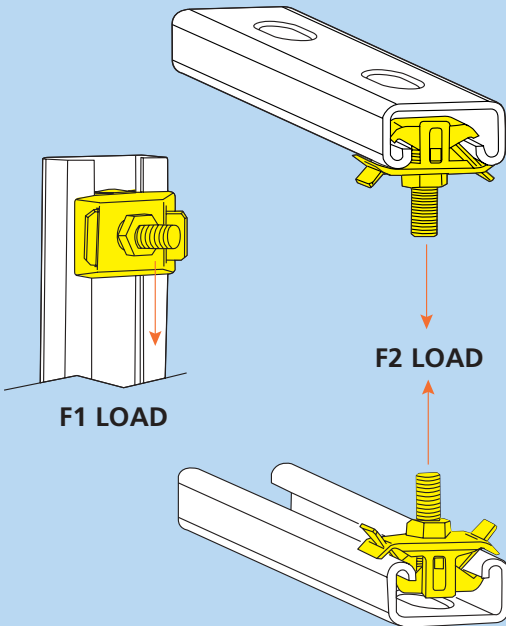
SLICK Strut Nut

SLICK Nuts can quickly support threaded rod, pipe hangers/clamps, electrical boxes, panel boxes, bridle rings and many other components.

FEATURES

- Provides fast, universal attachment of threaded rod and hardware to standard strut profiles
- Unique one-piece design simply toggles into place
- Eliminates the need for a washer
- No loose parts to assemble or drop
- Integrated plastic strip provides tension to grip the strut
- Replaces difficult to handle spring nuts
- Easy to use. It can reduce installation time by up to 70%
- Can be installed in any position and is re-useable and adjustable
- *For use in indoor, outdoor, and mildly corrosive environments*

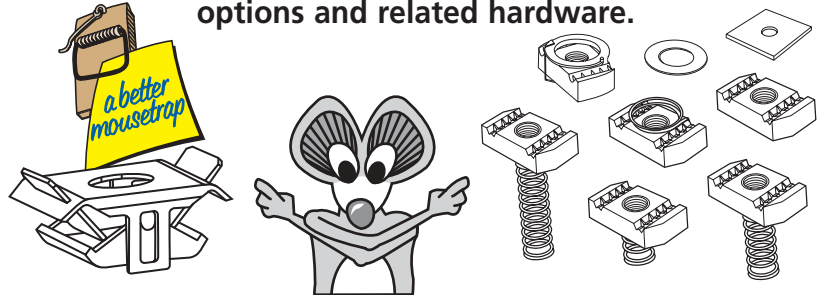
Applications



REDUCE INVENTORY

Traditional spring nuts have to be selected based on strut depth. The SLICK Nut has eliminated the spring and easily fits all standard strut depths - reducing inventory by 75%! They are available in 1/4" -20, 3/8" -16 and 1/2" -13 sizes.

One SLICK Nut can replace these other options and related hardware.



UPC Code 782856-	Catalog Number	Thread Size	Recommended Torque	F1 Load		F2 Load		
				12 ga	14 ga	12 ga	14 ga	
41671	SLICK250	1/4 - 20	5 FT-LBS	250#	150#	800#	800#	100
41672	SLICK375	3/8 - 16	15 FT-LBS	400#	300#	1100#	1000#	100
41673	SLICK500	1/2 - 13	20 FT-LBS	650#	550#	1250#	1100#	100

For available metric sizes contact ERICO.

INSTALLATION TOOL OPTIONS



Distributed By:

Fastening Products Customer Service

Electrical Division
(U.S. and Canada)
Phone: 800-853-0878
Fax: 800-462-4797

Mechanical Division (U.S.)
Phone: 800-333-0852
Fax: 800-677-5403

ERICO Canada Inc.
Mechanical Division
Phone: 888-880-7111
Fax: 877-880-4028

Technical Support
800-25-CADDY (22338)

www.erico.com