

INLINE®

Hinge Cover With Mounting Feet Scharnierdeckel Capot plein à charnière Tapa Con Bisagra

Hoffman Enclosures Inc.

2100 Hoffman Way
Anoka, MN 55303-1745
(763) 422-2211 Tel
www.hoffmanonline.com

Pentair Electronic Packaging

170 Commerce Drive
Warwick, RI 02886
(401) 732-3770
www.pentair-ep.com

Canada

Hoffman-Schroff
111 Grangeway Avenue, Suite 504
Scarborough, Ontario M1H 3E9
(416) 289-2770 Fax (416) 289-2883
1-800-668-2500 (Canada only)

Germany

Schroff GmbH
Langenalber Str. 96-100
75334 Straubenhardt
49 (07082) 794-0 Fax 49 (07082) 794-200
www.schroff.de

Great Britain

Schroff UK Ltd.
Maylands Avenue
Hemel Hempstead, Herts HP2 7DE
44 (01442) 240471 Fax 44 (01442) 213508
www.schroff.co.uk

Sweden

Schroff Scandinavia AB
Box 2003
12821 Skarpnäck
46 08683 61 00 Fax 46 08683 61 99
www.schroff.se

France

Schroff Sas
Z.I., 4 rue du Marais
67660 Betschdorf
33 03 88 90 64 90 Fax 33 03 88 90 64 88
www.schroff.fr

Italy

Schroff srl
Viale Milano, 119
21013 Gallarate (Varese)
39 0331 79 40 03 Fax 39 0331 79 34 50

Singapore

Hoffman-Schroff Pte. Ltd.
#01-68/71 German Centre
25 International Business Park
Singapore 609916
65 5 62-78 90 Fax 65 5 62-78 99

Japan

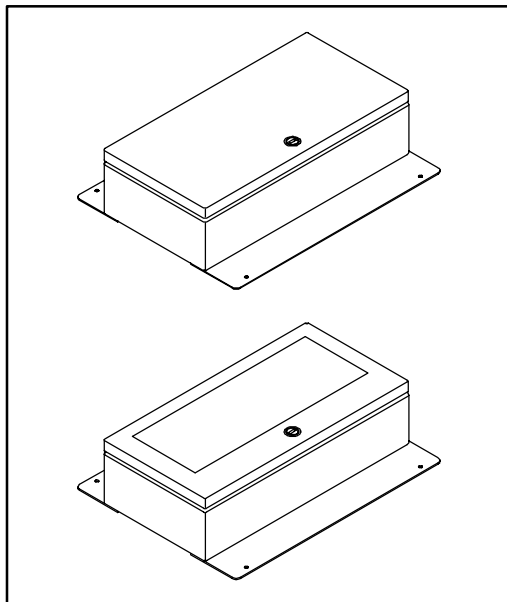
Schroff K.K.
Nisso No. 13 Bldg. 4F
2-5-1 Shinyokohama
Kohoku-Ku, Yokohama shi
Kanagawa 222-0033
81 (045) 476-02 81 Fax 81 (045) 476-02 89

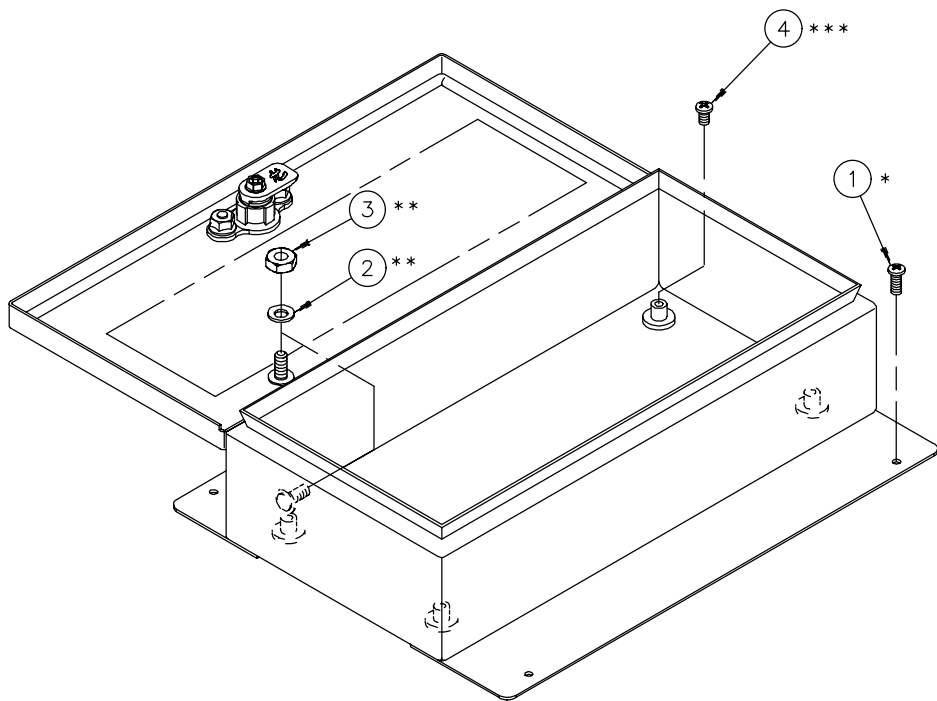
Finland

Schroff Scandinavia AB
Peräsimentie 8
03100 Nummela
358 09 222 68 00 Fax 358 09 222 38 86

Norway

Schroff Scandinavia AB
Bjoernerudveien 24
1266 Oslo
47 022 76 33 60 Fax 47 022 76 33 69





ENGLISH

* Use item 1 when wall-mounting enclosure.

** Grounding.

*** Panel Mounting.

NOTE: If desired, four new mounting feet holes may be drilled.

DEUTSCH

* Positionen 1 verwenden, wenn das Gehäuse an der Wand befestigt wird.

** Erdung.

*** Installation der Rückwand.

ANMERKUNG: Wenn sie wünschen, können vier neue Montagefußbohrungen gebohrt werden.

FRANÇAIS

* Les repères 1 sont nécessaires pour une fixation murale.

** Mise à la terre.

*** Installation du panneau.

NOTE: Si vous désirez, quatre nouveaux trous de pieds de support peuvent être forés.





ESPAÑOL

* Utilice los artículos 1 al momento en que el enclaustrado va a fijarse en la pared.

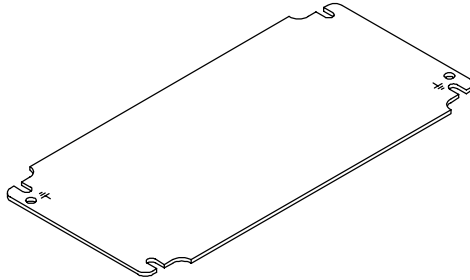
** Cable a tierra.

*** Instalacion del panel.

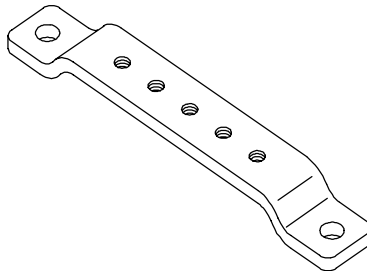
NOTA: Si están deseados, cuatro nuevos agujeros de los pies del montaje pueden ser perforados.

<p>1</p>  <p>Customer Supplied Vom Kunde Beigestellt Non Fournie Proporcionado Por El Cliente</p>	<p>2</p>  <p>(2x)</p>	<p>3</p>  <p>(2x)</p>	<p>4</p> <p>M5x8</p>  <p>(6x)</p>
--	--	--	--

Available Options
Lieferbare Alternativen
Accessoires
Opciones Disponibles

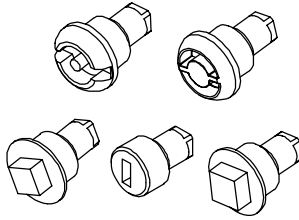


Panel
Abdeckplatte
Panneau de montage
Panel

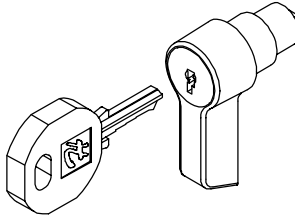


DIN Mounting Bracket
DIN Einbauhalterung
Patte de fixation de rail DIN
Puntal para montaje DIN

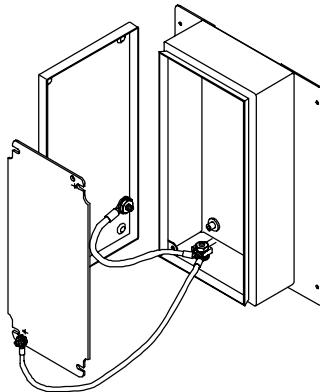
Available Options
Lieferbare Alternativen
Accessoires
Opciones Disponibles



Latch Inserts
Sperreinsätze
Barillet
Inserciones del cierre/seguro



Key Locking Wing Knob
Verschließbarer Winkeldrehknopf
Bouton-serrure à clé
Juego de cerradura para llave con tuerca de alas



Ground Kit
Erdungssatz
Kit de mise à la masse
Juego de puesta a tierra