Type N
Straight Jacks

Amphenol®

Fig. 1

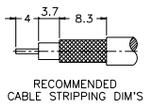

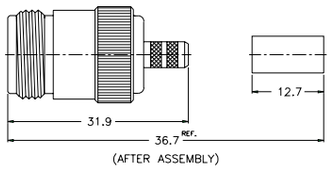

82-4429-RFX

Fig. 2

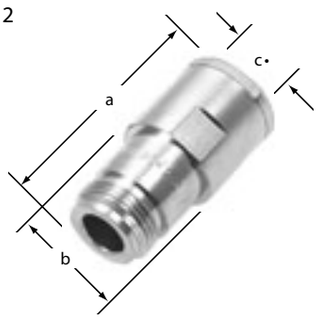

82-209-1006

Fig. 3

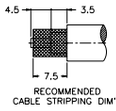

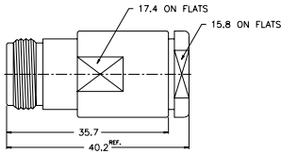

82-63

Fig. 4

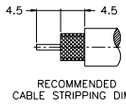

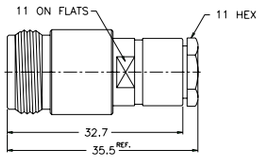

36500-RFX

Fig.5

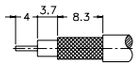

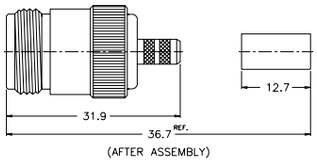

82-5376-RFX

Fig. 6

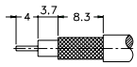

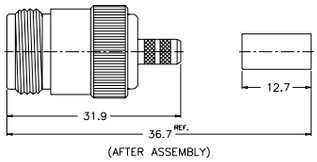

82-6092-RFX

Fig. 7

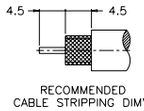

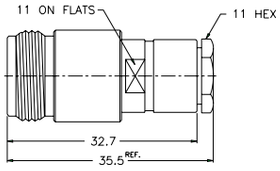

35025-RFX

Fig. 6

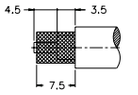

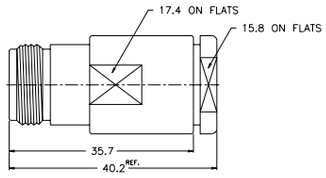

82-63-RFX

Fig. 9

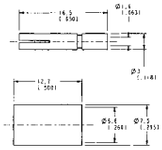

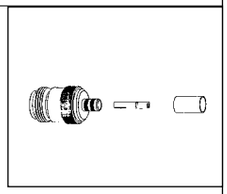

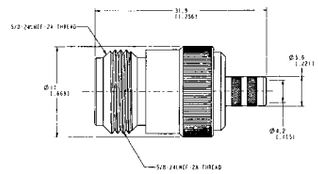

82-6158

N STRAIGHT JACKS

Cable RG-/U	Conn. Type	Cable Attachment		Dimensions, inches (millimeters)					Notes			Military Number	Amphenol Number	Fig
		Outer	Inner	a	b	c	d	e	CAI	Plt.	Ins.			
8, 9, 87A, 144,165,213, 214,216,225	Str.	Clamp	Solder	1.56(39.7)	.750(19.1)	.440(11.2)	—	—	C8	P1	D1	UG-23B/U	82-63	3
B9913, Times AA-6146	Str.	Clamp	Solder	1.56(39.6)	.750(19.1)	.443(11.3)	—	—	C8	P1	D9	—	82-209-1006	2
58, 141, 142	Str.	Crimp	Crimp	1.44 (36.7)	.866 (22)	.210 (5.3)	.866 (22)	.250 (64)	—	P7	D1	—	82-5376-RFX	5
59, 62	Str.	Crimp	Crimp	1.44 (36.7)	—	—	—	—	—	P7	D1	—	82-6092-RFX	6
58, 141	Str.	Clamp	Solder	1.90 (35.5)	.630 (16)	.212 (5.4)	—	—	—	P7	D1	—	35025-RFX	7
8, 213, 214	Str.	Clamp	Solder	1.58 (40.2)	.750 (19)	.437 (11.1)	—	—	—	P7	D1	—	82-63-RFX	8
59, 62	Str.	Clamp	Solder	.96 (24.5)	.827 (21)	.143 (3.6)	—	—	—	P7	D1	—	36500-RFX	4
LMR240, 8X	Str.	Clamp	Solder	.96 (24.5)	.827 (21)	.143 (3.6)	—	—	—	P7	D1	—	82-6158	9
213	Str.	Crimp	Crimp	1.44 (36.6)	.669 (17)	.440 (11.2)	—	—	—	P7	D1	—	82-4429-RFX	1

accommodates cable diameter Captivated contact IBM6028495 max. panel when rear mounted thru panel Distributor stocked