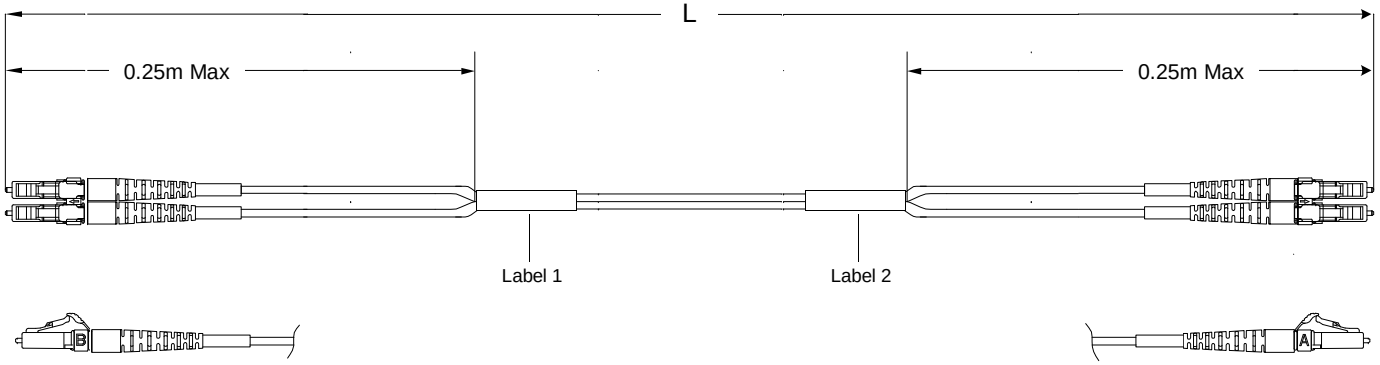

Left Side
Connector(s): LC-Duplex
Mode: MM
Housing Color: Beige
Geom. Spec: N/A

Fiber Path
A - ——— - B
B - ——— - A

Right Side
Connector(s): LC-Duplex
Mode: MM
Housing Color: Beige
Geom. Spec: N/A

Notes:

1 Label 2 will not be present on any cable assembly less than 5 meters long.
2 Includes dust caps (not shown on print).
3 OM3 assemblies tested at 850nm, all other multimode tested at 1300nm

P	LTR	REVISION RECORD	DATE	DWN	APVD
	F4	Rev Per EC# RELEASE	8/10/2011	-	DK

DIMENSIONS: meters

TOLERANCES UNLESS OTHERWISE SPECIFIED:
0 PLC ± -
1 PLC ± -
2 PLC ± -
3 PLC ± -
4 PLC ± -

Restricted To:

DWN Cable Assy Configurator
CHK Doug Kirsch
APVD Doug Kirsch
MATERIAL -
HEAT TREAT -
AMP Tyco Electronics, Inc. Harrisburg, PA 17105-3608
NAME FO C/A - 2 fiber, XG - 50/125, OFNR (Riser) jacket, LC-Duplex to LC-Duplex
SCALE NTS
SIZE A2
DRAWING NO C- 6828317
SHEET 1 of 3
REV F4

LOC CE
DIST 16

CAC Customer Layout Rev: D

THIS DRAWING IS A CONTROLLED DOCUMENT.
THIS INFORMATION IS CONFIDENTIAL AND PROPRIETARY TO TYCO ELECTRONICS CORPORATION AND ITS WORLDWIDE SUBSIDIARIES AND AFFILIATES. IT MAY NOT BE DISCLOSED TO ANYONE OTHER THAN TYCO ELECTRONICS PERSONNEL, WITHOUT WRITTEN AUTHORIZATION FROM TYCO ELECTRONICS CORPORATION, HARRISBURG, PENNSYLVANIA

Part #	L (meters)	L (feet)	LC-Duplex, Beige IL (dB)	LC-Duplex, Beige RL (dB)	LC-Duplex, Beige IL (dB)	LC-Duplex, Beige RL (dB)
0-6828317-1	0.950 - 1.050	3.11 - 3.44	0.5	-	0.5	-
0-6828317-2	1.950 - 2.050	6.39 - 6.72	0.5	-	0.5	-
0-6828317-3	2.950 - 3.050	9.67 - 10.00	0.5	-	0.5	-
0-6828317-4	3.920 - 4.080	12.86 - 13.38	0.51	-	0.51	-
0-6828317-5	4.920 - 5.080	16.14 - 16.66	0.51	-	0.51	-
0-6828317-6	5.920 - 6.080	19.42 - 19.94	0.51	-	0.51	-
0-6828317-7	6.920 - 7.080	22.70 - 23.22	0.51	-	0.51	-
0-6828317-8	7.920 - 8.080	25.98 - 26.50	0.51	-	0.51	-
0-6828317-9	8.850 - 9.150	29.03 - 30.01	0.51	-	0.51	-
1-6828317-0	9.850 - 10.150	32.31 - 33.30	0.52	-	0.52	-
1-6828317-1	10.850 - 11.150	35.59 - 36.58	0.52	-	0.52	-
1-6828317-2	11.850 - 12.150	38.87 - 39.86	0.52	-	0.52	-
1-6828317-3	12.850 - 13.150	42.15 - 43.14	0.52	-	0.52	-
1-6828317-4	13.850 - 14.150	45.43 - 46.42	0.52	-	0.52	-
1-6828317-5	14.850 - 15.150	48.72 - 49.70	0.52	-	0.52	-
1-6828317-6	15.840 - 16.160	51.96 - 53.01	0.52	-	0.52	-
1-6828317-7	16.830 - 17.170	55.21 - 56.33	0.53	-	0.53	-
1-6828317-8	17.820 - 18.180	58.46 - 59.64	0.53	-	0.53	-
1-6828317-9	18.810 - 19.190	61.71 - 62.95	0.53	-	0.53	-
2-6828317-0	19.800 - 20.200	64.96 - 66.27	0.53	-	0.53	-
2-6828317-1	20.790 - 21.210	68.20 - 69.58	0.53	-	0.53	-
2-6828317-2	21.780 - 22.220	71.45 - 72.90	0.53	-	0.53	-
2-6828317-3	22.770 - 23.230	74.70 - 76.21	0.53	-	0.53	-
2-6828317-4	23.760 - 24.240	77.95 - 79.52	0.54	-	0.54	-
2-6828317-5	24.750 - 25.250	81.20 - 82.84	0.54	-	0.54	-
2-6828317-6	25.740 - 26.260	84.44 - 86.15	0.54	-	0.54	-
2-6828317-7	26.730 - 27.270	87.69 - 89.46	0.54	-	0.54	-
2-6828317-8	27.720 - 28.280	90.94 - 92.78	0.54	-	0.54	-
2-6828317-9	28.710 - 29.290	94.19 - 96.09	0.54	-	0.54	-
3-6828317-0	29.700 - 30.300	97.44 - 99.40	0.55	-	0.55	-
3-6828317-1	30.690 - 31.310	100.68 - 102.72	0.55	-	0.55	-
3-6828317-2	31.680 - 32.320	103.93 - 106.03	0.55	-	0.55	-
3-6828317-3	32.670 - 33.330	107.18 - 109.35	0.55	-	0.55	-
3-6828317-4	33.660 - 34.340	110.43 - 112.66	0.55	-	0.55	-
3-6828317-5	34.650 - 35.350	113.68 - 115.97	0.55	-	0.55	-
3-6828317-6	35.640 - 36.360	116.92 - 119.29	0.55	-	0.55	-
3-6828317-7	36.630 - 37.370	120.17 - 122.60	0.56	-	0.56	-
3-6828317-8	37.620 - 38.380	123.42 - 125.91	0.56	-	0.56	-
3-6828317-9	38.610 - 39.390	126.67 - 129.23	0.56	-	0.56	-
4-6828317-0	39.600 - 40.400	129.92 - 132.54	0.56	-	0.56	-
4-6828317-1	54.450 - 55.550	178.64 - 182.25	0.58	-	0.58	-
4-6828317-2	108.900 - 111.100	357.28 - 364.50	0.67	-	0.67	-

Qty	U of M	Description	Item No.
2	piece	Trace Label	6
4	piece	Eyelet/Shrink tube assembly - White	5
AR	meter	2 Fiber, XG-50/125, 2.0mm, Twinzip, Aqua, OFNR (Riser)	4
4	piece	LC Connector Assy, MM	3
2	piece	LC Duplex clip, black	2
4	piece	LC, SC, FC Straight Boot, Beige	1

USED ON

DWG NO

THIS DRAWING IS A CONTROLLED DOCUMENT.

THIS INFORMATION IS CONFIDENTIAL AND PROPRIETARY TO TYCO ELECTRONICS CORPORATION AND MAY BE USED ONLY AS AUTHORIZED IN A WRITTEN AGREEMENT WITH TYCO ELECTRONICS CORPORATION. IT MAY NOT BE DISCLOSED TO ANYONE OTHER THAN TYCO ELECTRONICS PERSONNEL, WITHOUT WRITTEN AUTHORIZATION FROM TYCO ELECTRONICS CORPORATION, HARRISBURG, PENNSYLVANIA

LOC CE

DIST 16

CAC Customer Layout Rev: D

P	LTR	REVISION RECORD	DATE	DWN	APVD
	F4	Rev Per EC# RELEASE	8/10/2011	-	DK

DIMENSIONS: meters

TOLERANCES UNLESS OTHERWISE SPECIFIED:
0 PLC ± -
1 PLC ± -
2 PLC ± -
3 PLC ± -
4 PLC ±

Restricted To:

DWN: Cable Assy Configurator
CHK: Doug Kirsch
APVD: Doug Kirsch
MATERIAL: -
HEAT TREAT: -

AMP Tyco Electronics, Inc. Harrisburg, PA 17105-3608

NAME: FO C/A - 2 fiber, XG - 50/125, OFNR (Riser) jacket, LC-Duplex to LC-Duplex

SCALE: NTS SIZE: A2 DRAWING NO: C- 6828317 SHEET: 2 of 3 REV: F4

8 7 6 5 4 3 2 1

D C B A

Part #	L (meters)	L (feet)	LC-Duplex, Beige IL (dB)	LC-Duplex, Beige RL (dB)	LC-Duplex, Beige IL (dB)	LC-Duplex, Beige RL (dB)
4-6828317-3	5.420 - 5.580	17.78 - 18.30	0.51	-	0.51	-
4-6828317-4	6.420 - 6.580	21.06 - 21.58	0.51	-	0.51	-
4-6828317-5	59.400 - 60.600	194.88 - 198.81	0.59	-	0.59	-
4-6828317-6	45.540 - 46.460	149.40 - 152.42	0.57	-	0.57	-
4-6828317-7	1.474 - 1.574	4.83 - 5.16	0.5	-	0.5	-
4-6828317-8	2.083 - 2.183	6.83 - 7.16	0.5	-	0.5	-
4-6828317-9	48.510 - 49.490	159.15 - 162.36	0.57	-	0.57	-
5-6828317-0	49.500 - 50.500	162.40 - 165.68	0.58	-	0.58	-
5-6828317-1	138.600 - 141.400	454.72 - 463.91	0.71	-	0.71	-
5-6828317-2	0.470 - 0.530	1.54 - 1.73	0.5	-	0.5	-
5-6828317-3	2.450 - 2.550	8.03 - 8.36	0.5	-	0.5	-
5-6828317-4	3.450 - 3.550	11.31 - 11.64	0.51	-	0.51	-
5-6828317-5	4.420 - 4.580	14.50 - 15.02	0.51	-	0.51	-
8-6828317-0	7.540 - 7.700	24.73 - 25.26	0.51	-	0.51	-
8-6828317-1	60.351 - 61.570	198.00 - 202.00	0.59	-	0.59	-

Label 1 Per specification 107-1645-1

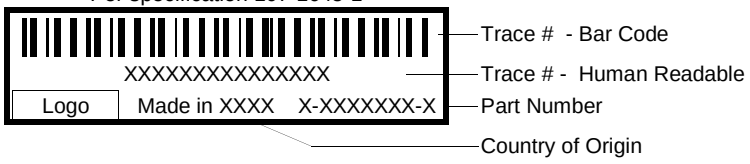

This label is used on all lengths on this drawing.

Label 2 Per specification 107-1645-1

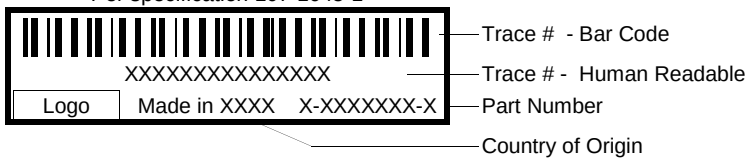

This label is used on all lengths on this drawing.

USED ON

DWG NO

THIS DRAWING IS A CONTROLLED DOCUMENT.

THIS INFORMATION IS CONFIDENTIAL AND PROPRIETARY TO TYCO ELECTRONICS CORPORATION AND IS FURNISHED IN CONFIDENCE AND AS AN ACCOMMODATION TO YOU. IT IS NOT TO BE DISCLOSED TO ANYONE OTHER THAN TYCO ELECTRONICS PERSONNEL, WITHOUT WRITTEN AUTHORIZATION FROM TYCO ELECTRONICS CORPORATION, HARRISBURG, PENNSYLVANIA

LOC	
CE	
DIST	
16	

CAC Customer Layout Rev: D

P	LTR	REVISION RECORD	DATE	DWN	APVD
	F4	Rev Per EC# RELEASE	8/10/2011	-	DK

DIMENSIONS: meters

TOLERANCES UNLESS OTHERWISE SPECIFIED:
0 PLC ± -
1 PLC ± -
2 PLC ± -
3 PLC ± -
4 PLC ± -

Restricted To:

DWN: Cable Assy Configurator	MATERIAL: -	HEAT TREAT: -
CHK: Doug Kirsch		
APVD: Doug Kirsch	Tyco Electronics, Inc. Harrisburg, PA 17105-3608	
NAME: FO C/A - 2 fiber, XG - 50/125, OFNR (Riser) jacket, LC-Duplex to LC-Duplex		
SCALE: NTS	SIZE: A2	DRAWING NO: C- 6828317
SHEET: 3 of 3	REV: F4	

8 7 6 5 4 3 2 1

D C B A