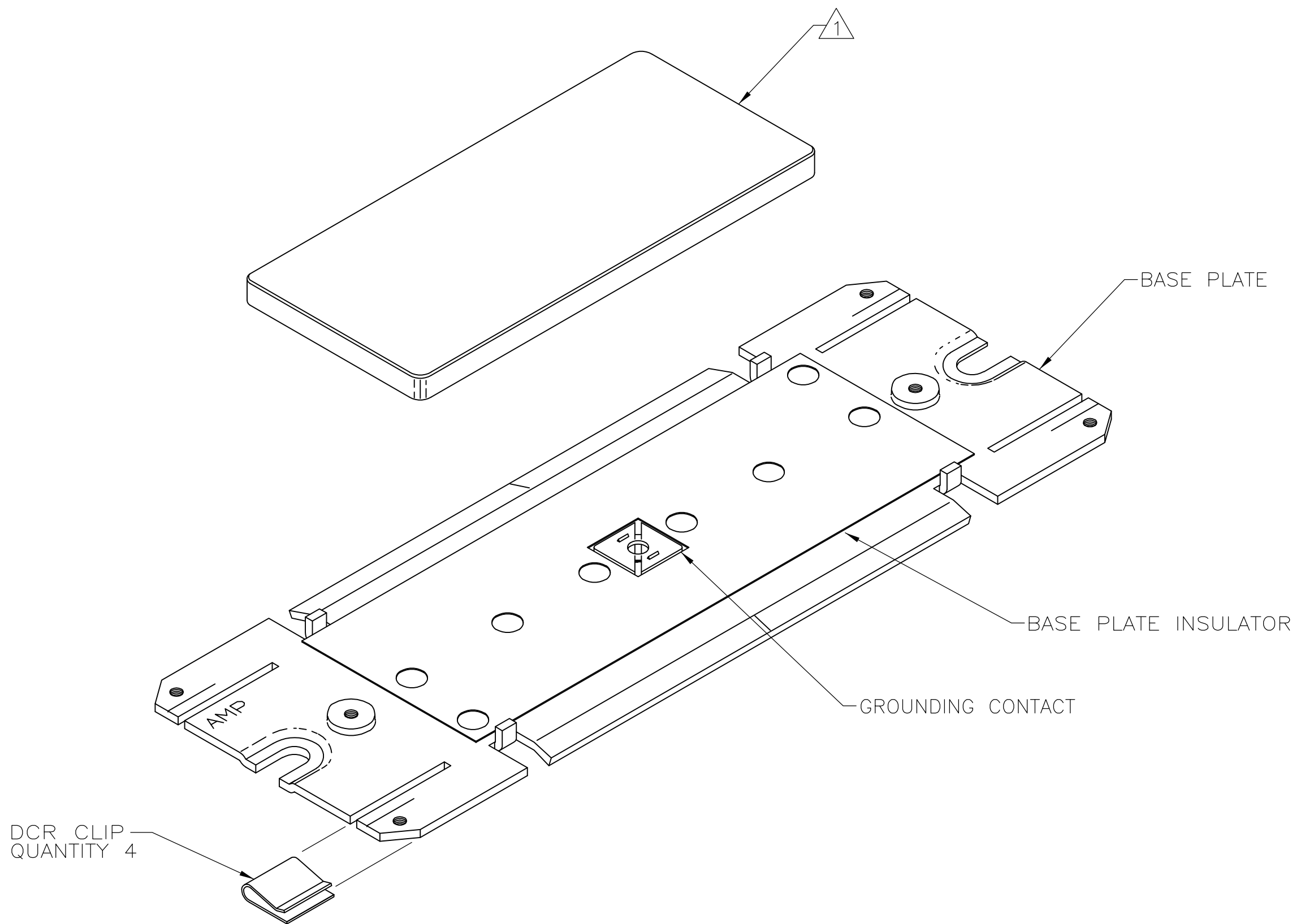
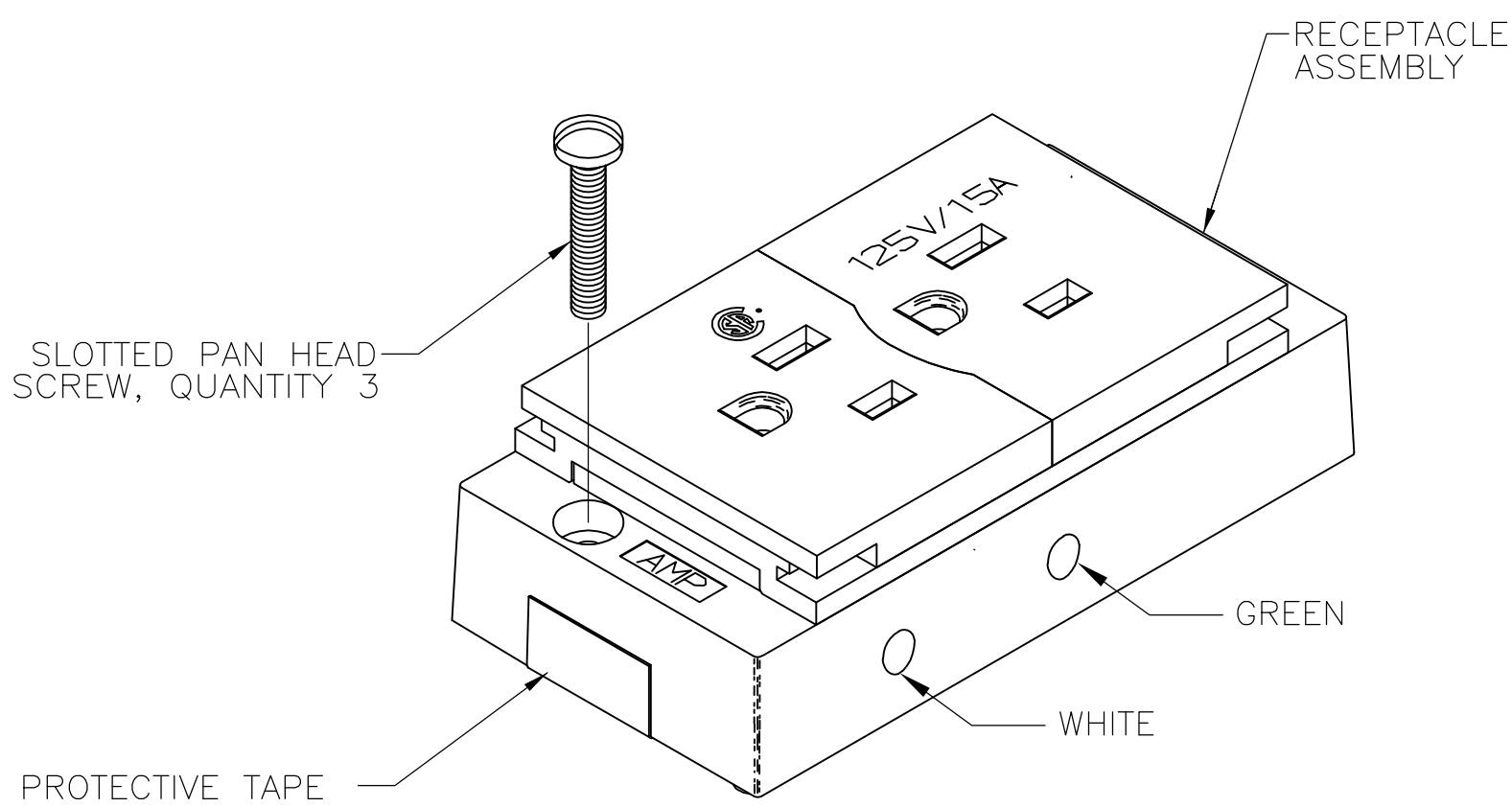
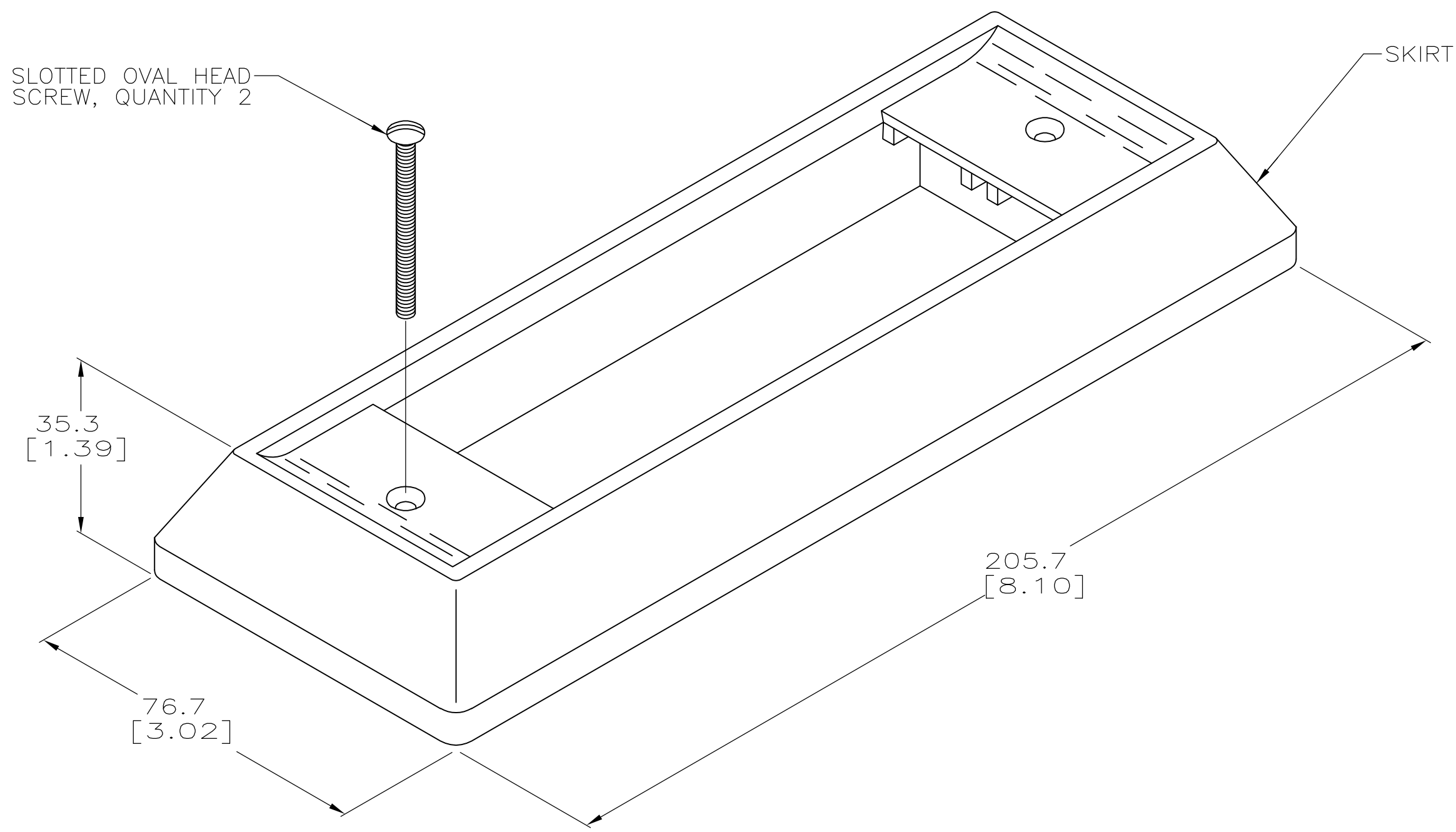


LOC	DIST	REVISIONS				
		F	LTR	DESCRIPTION	DATE	DWN APVD
HM	00	F		REV ECO-07-026113	07NOV07	LDS SJ



⚠ ONE ADAPTER HOUSING ASSEMBLY REQUIRED TO COMPLETE TERMINATION.

⚠ MATERIAL: SKIRT — ABS MOLDING COMPOUND.
RECEPTACLE ASSEMBLY — SLIDING COVER, POLYCARBONATE MOLDING COMPOUND;
BASE, PBT MOLDING COMPOUND.
BASE PLATE — PREGALVANIZED STEEL.
BASE PLATE INSULATOR — VULCANIZED FIBRE.
HARDWARE — ZINC PLATED STEEL.
DCR CLIP — STAINLESS STEEL.
TERMINALS AND GROUNDING CONTACT — COPPER ALLOY.

⚠ ALL DIMENSIONS SHOWN ARE MAXIMUM UNLESS OTHERWISE SPECIFIED.

4. THIS KIT SHIPPED NOT ASSEMBLED.

THIS DRAWING IS A CONTROLLED DOCUMENT.		DWN G. FOSTER 12-9-94	Tyco Electronics Corporation Harrisburg, PA 17105-3608	
		CHK N. JONES 12-21-94		
DIMENSIONS: MM [INCHES]		APVD J. KILPATRICK 12-23-94	NAME DIRECT CONNECTING RECEPTACLE, 5 CONDUCTOR, DUPLEX, 15A	
TOLERANCES UNLESS OTHERWISE SPECIFIED:		PRODUCT SPEC	APPLICATION SPEC	
0. PLC ± .		1. PLC ± .	114-6008	
2. PLC ± .		2. PLC ± .	SIZE	
3. PLC ± .		3. PLC ± .	CAGE CODE	
4. PLC ± .		4. PLC ± .	DRAWING NO	
ANGLES		ANGLES	RESTRICTED TO	
FINISH		FINISH	A1 00779 C=554136	
MATERIAL		WEIGHT	CUSTOMER DRAWING	
		SCALE	1:1	
		SHEET	1 OF 1	
		REV	F	