DRAWING MADE IN THIRD ANGLE PROJECTION

THIS DRAWING IS UNPUBLISHED. RELEASED FOR PUBLICATION ,19 .
© COPYRIGHT 19 BY AMP INCORPORATED. ALL INTERNATIONAL RIGHTS RESERVED.

LOC	DIST
CE	16

REVISIONS

P	F	ZONE	LTR	DESCRIPTION	DATE	APPD
			B	REV PER 0A00-0574-98	16NOV98	JPM

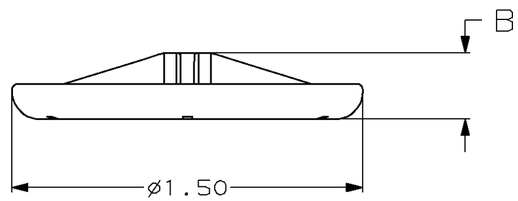

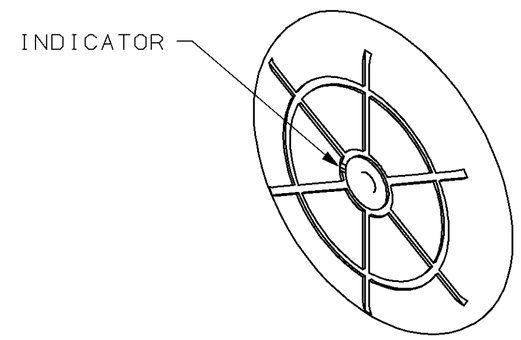

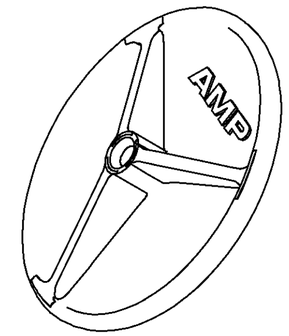

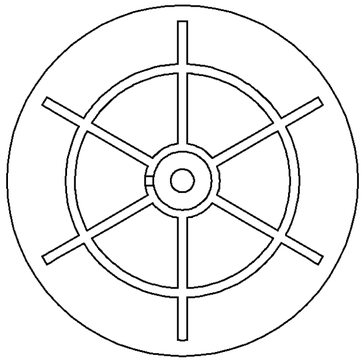

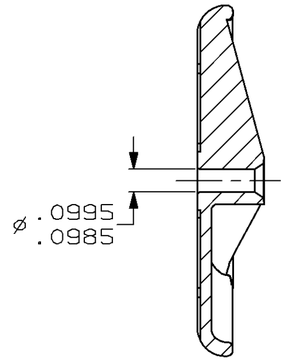

-1 SHOWN

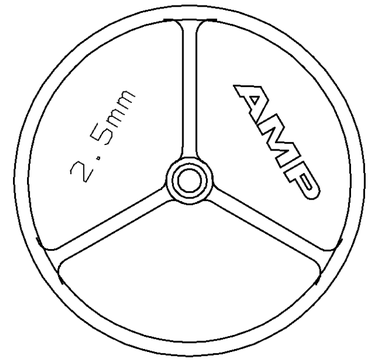

-2 SHOWN

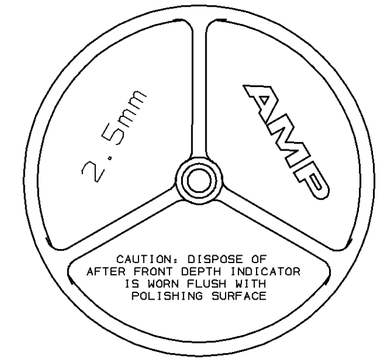

503304

NOTES:

1. 503304-1 IS TO BE USED WITH 2.5mm CERAMIC AND STAINLESS STEEL CONNECTORS.
2. 503304-2 IS TO BE USED WITH 2.5mm POLYMER COMPOSITE CONNECTORS.

△3 THERMOPLASTIC, BLACK

△4 THERMOPLASTIC, BEIGE

MATERIAL	B DIM	PART NO
△4	.3087	503304-2
△3	.2850	503304-1

DO NOT SCALE PRINT.
UNLESS SPECIFIED
DIMENSIONS IN INCHES
TOLERANCES ON :
2 PLC DEC ± .02
3 PLC DEC ± .005
ANGLES ± -

MATERIAL: SEE TABLE

FINISH: -

DR 9-10-93 J SKITKA
CHK 9-10-93 J MCKEE
APPD 9-10-93 B EDWARDS
APPD 9-10-93 C KEGERISE
PRODUCT SPEC -
APPLICATION SPEC -
WEIGHT -

AMP Incorporated
Harrisburg, PA 17105-3608

NAME: BUSHING, POLISHING, 2.5mm BAYONET, THERMOPLASTIC

SIZE: C | CAGE CODE: 00779 | DRAWING NO: C-503304

SCALE: 2:1 | SHEET: 1 OF 1

THIS DRAWING IS A CONTROLLED DOCUMENT FOR AMP INCORPORATED. IT IS SUBJECT TO CHANGE AND THE CONTROLLING ENGINEERING ORGANIZATION SHOULD BE CONTACTED FOR THE LATEST REVISION.

CUSTOMER DRAWING