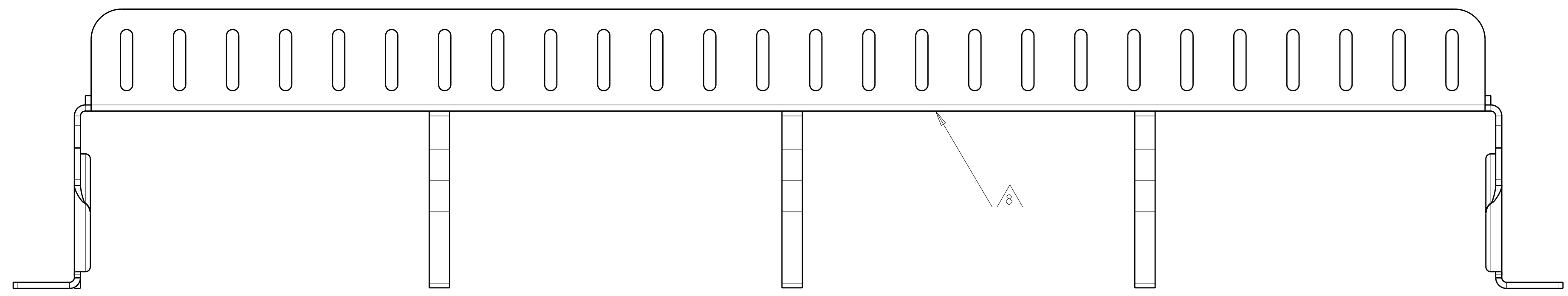


LOC	DIST	REVISIONS					
HM	00	P	LTB	DESCRIPTION	DATE	DWN	APVD
		C		REV ECO-10-013395	29JUN2010	LH	SH
		D		REV: ECO-11-009466	03MAY2011	GG	SH

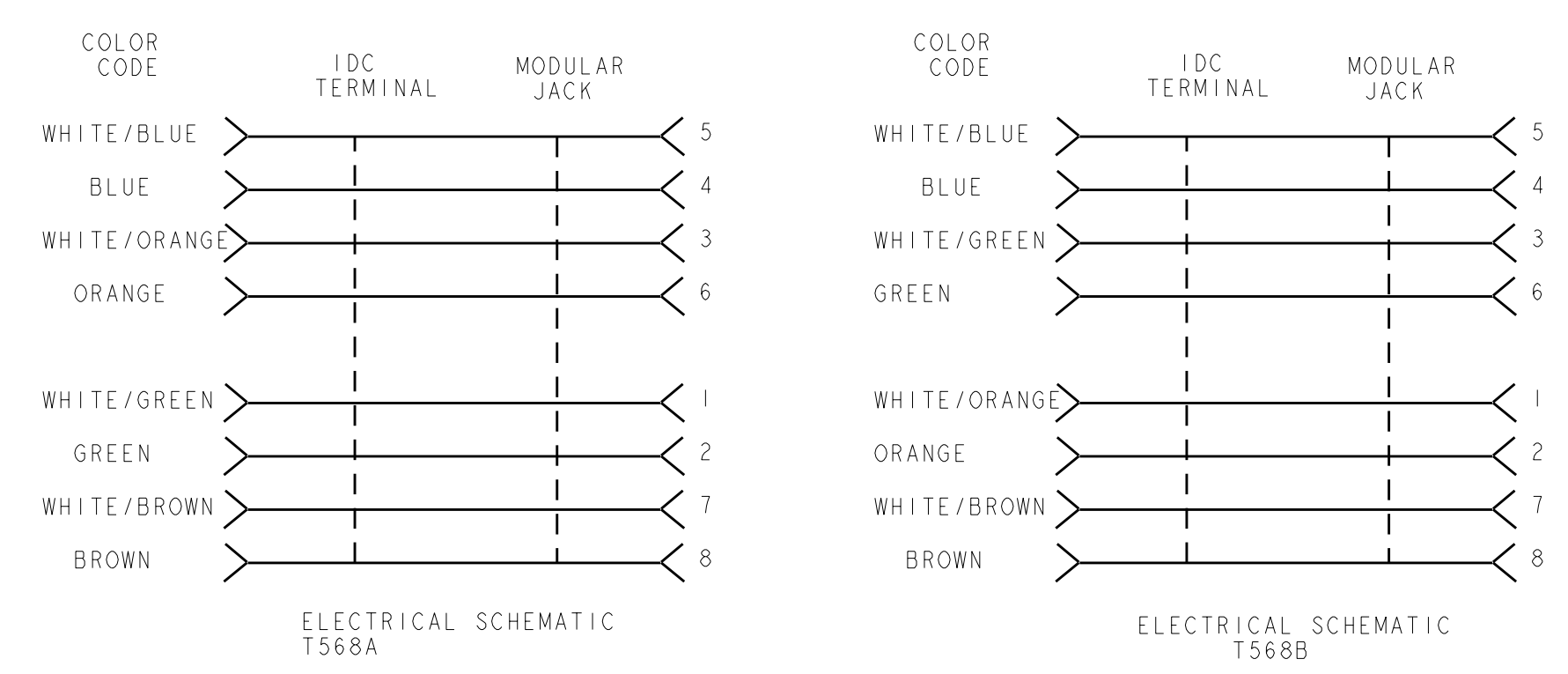
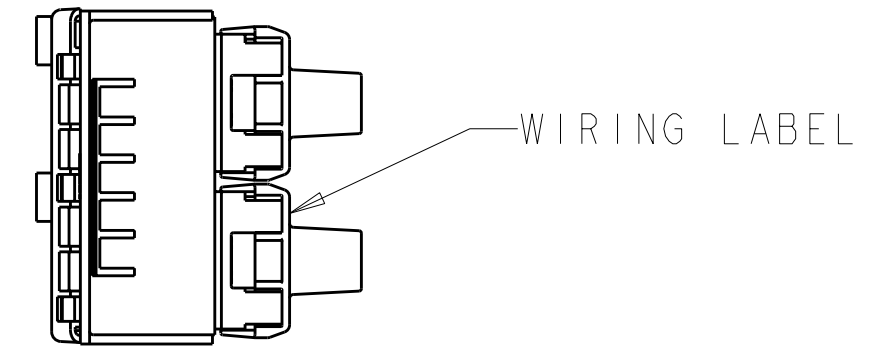
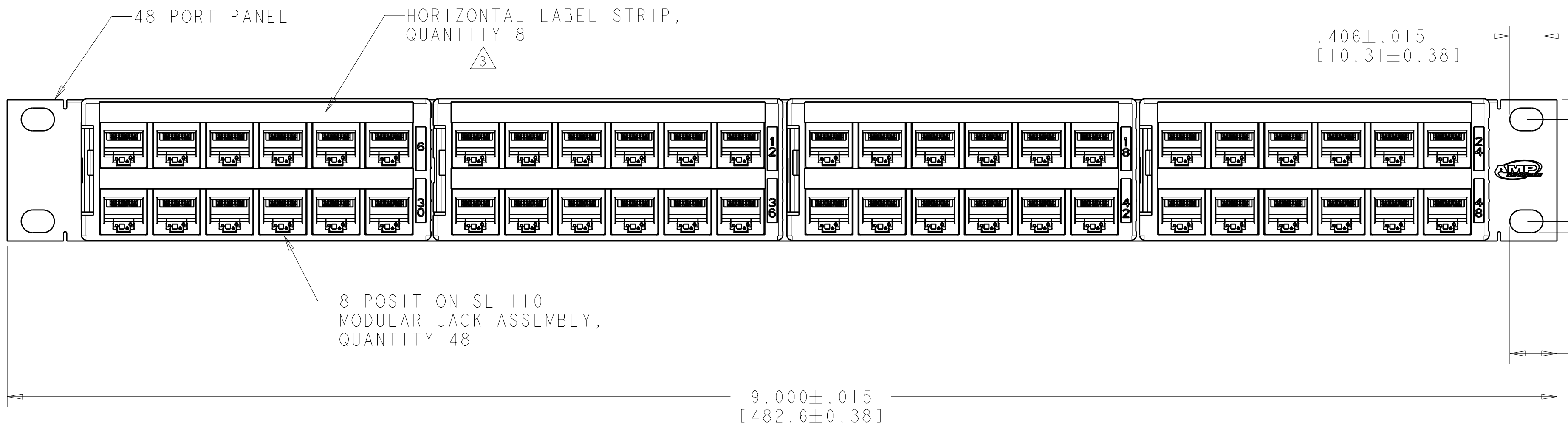


- 1 MATERIAL:  
CONNECTOR HOUSING, INTERFACE: POLYESTER MOLDING COMPOUND, BLACK.  
PANEL: BLACK POWDER COAT STEEL WITH WHITE MARKINGS.
- 2. FOUR BLACK 12-24 X 12.7 [1.500] LONG AND FOUR 10-32 X 12.7 [1.500] LONG CARBON STEEL CROSS RECESSED SCREWS FOR MOUNTING OF PANEL, SHIPPED LOOSE. NOT SHOWN ON DRAWING.
- 3 INSTRUCTION SHEET, STARWASHERS, & 8 HORIZONTAL PLASTIC LABEL STRIPS SHIPPED LOOSE IN ASSEMBLY.
- 4 ICONS MAY BE PURCHASED SEPARATELY.
- 5 ONE PACKAGE OF STRAIN RELIEF CLIPS INCLUDED. BAGGED LOOSE.
- 6 JACKS BAGGED AND SHIPPED LOOSE.
- 7. INCLUDED JACKS ARE UNIQUE AND NOT STANDARD "SL" SERIES JACKS. ONLY JACKS ACCOMPANYING PANEL ASSEMBLY WILL INSTALL CORRECTLY.
- 8 REFERENCE INSTRUCTION SHEET FOR SUPPORT BAR INSTALLATION. RECOMMENDED FOR ALL INSTALLATIONS.

1.464  
[37.18]  
ASSY W/ STRAIN RELIEFS

.048  
[1.22]

.688  
[17.48]



1 3 4 5 6 1933458-1  
PART NO.

THIS DRAWING IS A CONTROLLED DOCUMENT.		DWN	J. BURWELL	30JAN2008
DIMENSIONS: INCHES		CHK	S. HERNDON	30JAN2008
TOLERANCES UNLESS OTHERWISE SPECIFIED:		APVD		
9 PLC	±	NAME		
1 PLC	±0.1	PANEL ASSEMBLY, 1U, 48 PORT		
2 PLC	±0.02	CAT 6, 110, UNIVERSAL WIRING		
3 PLC	±0.005	SIZE		
4 PLC	±0.0005	CAGE CODE		
ANGLES	±	DRAWING NO		
FINISH		A100779C=1933458		
MATERIAL		WEIGHT		RESTRICTED TO
CUSTOMER DRAWING		SCALE		1:1
		SHEET		1 OF 1
		REV		D