THIS DRAWING IS UNPUBLISHED. RELEASED FOR PUBLICATION –,– .
© COPYRIGHT – By – ALL RIGHTS RESERVED.

| LOC | DIST |
|---|---|
| HP | 00 |

REVISIONS

| P | LTR | DESCRIPTION | DATE | DWN | APVD |
|---|---|---|---|---|---|
| | C | RELEASE PER ECO-11-015151 | 22JUL11 | JS | JS |

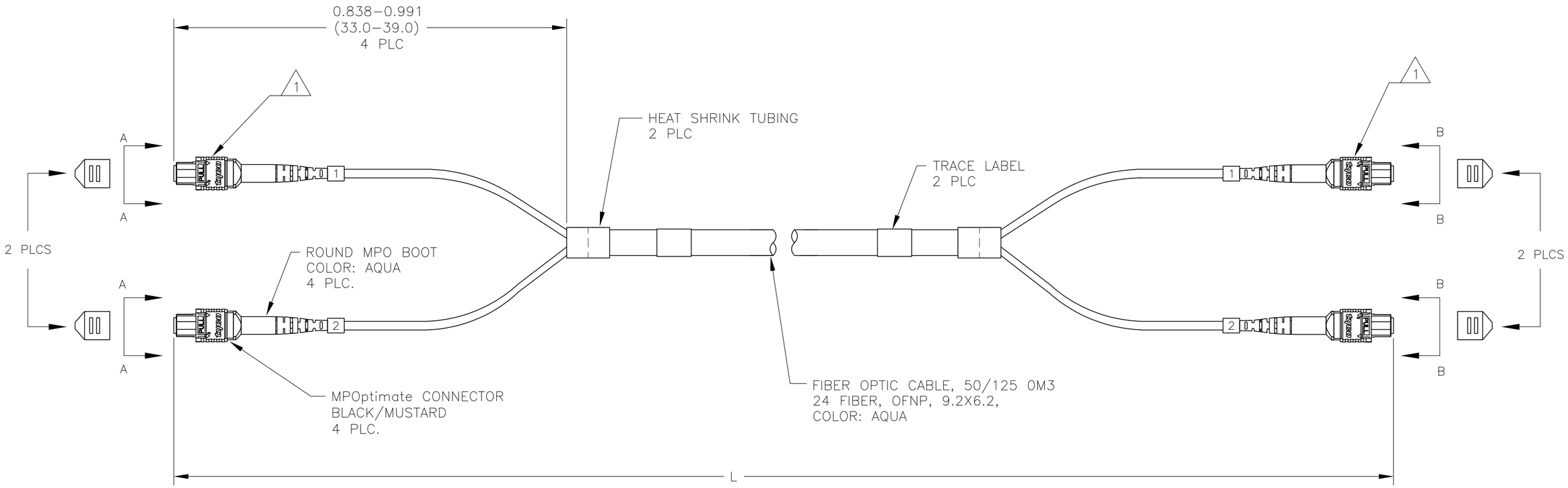


## STRAIGHT THRU FIBER PATH

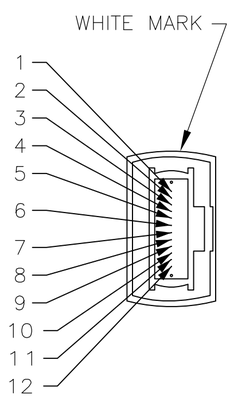


| FIBER # | COLOR |
|---|---|
| 1 | BLUE |
| 2 | ORANGE |
| 3 | GREEN |
| 4 | BROWN |
| 5 | SLATE |
| 6 | WHITE |
| 7 | RED |
| 8 | BLACK |
| 9 | YELLOW |
| 10 | VIOLET |
| 11 | ROSE |
| 12 | AQUA |

VIEW A–A
NOT TO SCALE

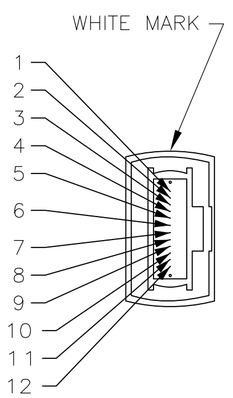


| FIBER # | COLOR |
|---|---|
| 1 | BLUE |
| 2 | ORANGE |
| 3 | GREEN |
| 4 | BROWN |
| 5 | SLATE |
| 6 | WHITE |
| 7 | RED |
| 8 | BLACK |
| 9 | YELLOW |
| 10 | VIOLET |
| 11 | ROSE |
| 12 | AQUA |

VIEW B–B
NOT TO SCALE

## LIGHTRAY CONNECTOR FIBER PATH




THIS DRAWING IS A CONTROLLED DOCUMENT.

DIMENSIONS: INCHES

TOLERANCES UNLESS OTHERWISE SPECIFIED:
0 PLC ± –
1 PLC ± –
2 PLC ± –
3 PLC ± –
4 PLC ± –
ANGLES ± –

MATERIAL –
FINISH –

| | | |
|---|---|---|
| DWN | J. SHIPE | 20OCT2009 |
| CHK | J. SHIPE | 20OCT2009 |
| APVD | J. SHIPE | 20OCT2009 |
| PRODUCT SPEC | — | |
| APPLICATION SPEC | — | |
| WEIGHT | — | |

TE Connectivity

NAME
CABLE ASSEMBLY, 50/125 OM3, 24 FIBER, OFNP
STRAIGHT THRU, MPOptimate TO MPOptimate

| SIZE | CAGE CODE | DRAWING NO | RESTRICTED TO |
|---|---|---|---|
| A2 | 00779 | C-1907881 | — |

CUSTOMER DRAWING | SCALE NTS | SHEET 1 OF 3 | REV C

1907881

THIS DRAWING IS UNPUBLISHED. RELEASED FOR PUBLICATION -,- .
© COPYRIGHT - By - ALL RIGHTS RESERVED.

| LOC | DIST |
|---|---|
| HP | 00 |

REVISIONS

| P | LTR | DESCRIPTION | DATE | DWN | APVD |
|---|---|---|---|---|---|
| | – | SEE SHEET 1 | – | — | — |

| PART NUMBER | L (METERS) | L (FEET) | MPO (NO PINS) BLACK/BEIGE | | MPO (NO PINS) BLACK/BEIGE | |
|---|---|---|---|---|---|---|
| | | | IL (dB) | RL (dB) | IL (dB) | RL (dB) |
| 1907881–1 | 3.048–3.353 | 10.00–11.00 | 0.51 | 28 | 0.51 | 28 |
| 1907881–2 | 6.096–6.706 | 20.00–22.00 | 0.52 | 28 | 0.52 | 28 |
| 1907881–3 | 9.144–9.754 | 30.00–32.00 | 0.53 | 28 | 0.53 | 28 |
| 1907881–4 | 12.192–12.802 | 40.00–42.00 | 0.54 | 28 | 0.54 | 28 |
| 1907881–5 | 15.240–15.850 | 50.00–52.00 | 0.55 | 28 | 0.55 | 28 |
| 1907881–6 | 18.288–18.898 | 60.00–62.00 | 0.56 | 28 | 0.56 | 28 |
| 1907881–7 | 21.336–21.946 | 70.00–72.00 | 0.57 | 28 | 0.57 | 28 |
| 1907881–8 | 24.384–24.994 | 80.00–82.00 | 0.58 | 28 | 0.58 | 28 |
| 1907881–9 | 27.432–28.042 | 90.00–92.00 | 0.59 | 28 | 0.59 | 28 |
| 1–1907881–0 | 30.480–31.394 | 100.00–103.00 | 0.60 | 28 | 0.60 | 28 |
| 1–1907881–1 | 33.528–34.442 | 110.00–113.00 | 0.61 | 28 | 0.61 | 28 |
| 1–1907881–2 | 36.576–37.490 | 120.00–123.00 | 0.62 | 28 | 0.62 | 28 |
| 1–1907881–3 | 39.624–40.538 | 130.00–133.00 | 0.63 | 28 | 0.63 | 28 |
| 1–1907881–4 | 42.672–43.586 | 140.00–143.00 | 0.64 | 28 | 0.64 | 28 |
| 1–1907881–5 | 45.720–46.634 | 150.00–153.00 | 0.65 | 28 | 0.65 | 28 |
| 1–1907881–6 | 48.768–49.682 | 160.00–163.00 | 0.66 | 28 | 0.66 | 28 |
| 1–1907881–7 | 51.816–52.730 | 170.00–173.00 | 0.67 | 28 | 0.67 | 28 |
| 1–1907881–8 | 54.864–55.778 | 180.00–183.00 | 0.68 | 28 | 0.68 | 28 |
| 1–1907881–9 | 57.912–58.826 | 190.00–193.00 | 0.69 | 28 | 0.69 | 28 |
| 2–1907881–0 | 60.960–62.179 | 200.00–204.00 | 0.70 | 28 | 0.70 | 28 |
| 2–1907881–1 | 64.008–65.227 | 210.00–214.00 | 0.71 | 28 | 0.71 | 28 |
| 2–1907881–2 | 67.056–68.275 | 220.00–224.00 | 0.72 | 28 | 0.72 | 28 |
| 2–1907881–3 | 70.104–71.323 | 230.00–234.00 | 0.73 | 28 | 0.73 | 28 |
| 2–1907881–4 | 73.152–74.371 | 240.00–244.00 | 0.74 | 28 | 0.74 | 28 |
| 2–1907881–5 | 76.200–77.419 | 250.00–254.00 | 0.75 | 28 | 0.75 | 28 |
| 2–1907881–6 | 79.248–80.467 | 260.00–264.00 | 0.76 | 28 | 0.76 | 28 |
| 2–1907881–7 | 82.296–83.515 | 270.00–274.00 | 0.77 | 28 | 0.77 | 28 |
| 2–1907881–8 | 85.344–86.563 | 280.00–284.00 | 0.78 | 28 | 0.78 | 28 |
| 2–1907881–9 | 88.392–89.611 | 290.00–294.00 | 0.79 | 28 | 0.79 | 28 |
| 3–1907881–0 | 91.440–93.269 | 300.00–306.00 | 0.80 | 28 | 0.80 | 28 |
| 3–1907881–1 | 94.488–96.378 | 310.00–316.20 | 0.81 | 28 | 0.81 | 28 |
| 3–1907881–2 | 97.536–99.487 | 320.00–326.40 | 0.82 | 28 | 0.82 | 28 |
| 3–1907881–3 | 100.584–102.596 | 330.00–336.60 | 0.83 | 28 | 0.83 | 28 |
| 3–1907881–4 | 103.632–105.705 | 340.00–346.80 | 0.84 | 28 | 0.84 | 28 |
| 3–1907881–5 | 106.680–108.814 | 350.00–357.00 | 0.85 | 28 | 0.85 | 28 |
| 3–1907881–6 | 109.728–111.923 | 360.00–367.20 | 0.86 | 28 | 0.86 | 28 |
| 3–1907881–7 | 112.776–115.032 | 370.00–377.40 | 0.87 | 28 | 0.87 | 28 |
| 3–1907881–8 | 115.824–118.140 | 380.00–387.60 | 0.88 | 28 | 0.88 | 28 |
| 3–1907881–9 | 118.872–121.249 | 390.00–397.80 | 0.89 | 28 | 0.89 | 28 |
| 4–1907881–0 | 121.920–124.358 | 400.00–408.00 | 0.90 | 28 | 0.90 | 28 |
| 4–1907881–1 | 124.968–127.467 | 410.00–418.20 | 0.91 | 28 | 0.91 | 28 |
| 4–1907881–2 | 128.016–130.576 | 420.00–428.40 | 0.92 | 28 | 0.92 | 28 |
| 4–1907881–3 | 131.064–133.685 | 430.00–438.60 | 0.93 | 28 | 0.93 | 28 |
| 4–1907881–4 | 134.112–136.794 | 440.00–448.80 | 0.94 | 28 | 0.94 | 28 |
| 4–1907881–5 | 137.160–139.903 | 450.00–459.00 | 0.95 | 28 | 0.95 | 28 |
| 4–1907881–6 | 140.208–143.012 | 460.00–469.20 | 0.96 | 28 | 0.96 | 28 |
| 4–1907881–7 | 143.256–146.121 | 470.00–479.40 | 0.97 | 28 | 0.97 | 28 |
| 4–1907881–8 | 146.304–149.230 | 480.00–489.60 | 0.98 | 28 | 0.98 | 28 |
| 4–1907881–9 | 149.352–152.339 | 490.00–499.80 | 0.99 | 28 | 0.99 | 28 |
| 5–1907881–0 | 152.400–155.448 | 500.00–510.00 | 1.00 | 28 | 1.00 | 28 |

△1 WHITE MARK ON CONNECTOR BODY INDICATES FIBER ONE SIDE.

△2 PROTECTIVE COVERS ARE INSTALLED OVER MPO CONNECTORS AFTER TESTING. (DO NOT PULL ON PROTECTIVE COVERS)

△3 PULLING SOCK IS INSTALLED OVER MPO PROTECTIVE COVER ON THE END ON THE OUTSIDE OF REEL ONLY (–5 & ABOVE ONLY).

4. CABLE ASSEMBLIES TESTED AT 850nm.

5. A COPY OF TEST DATA WILL BE PLACED INSIDE OR WITH THE UNIT PACKAGE.

6. PRODUCT AND PROCESSING MUST MEET REQUIREMENTS OF TE STANDARD TEC–138–702.

7. MAXIMUM CONNECTOR INSERTION LOSS IS 0.50dB PLUS CABLE LOSS OF 3.2dB/km WHEN TESTED AT 850nm AND 1.2dB/km WHEN TESTED AT 1300nm.

8. MINIMUM CONNECTOR RETURN LOSS IS 28dB WHEN TESTED AT 850nm OR 1300nm.

PER SPECIFICATION 107–1645–1

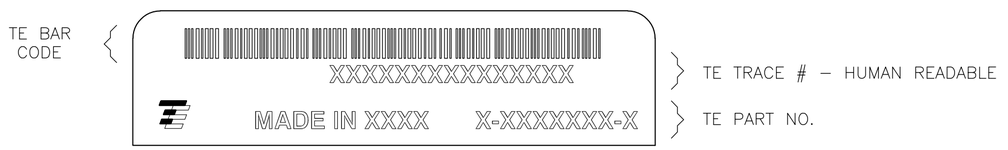


TRACE LABEL DETAIL

| | | | |
|---|---|---|---|
| THIS DRAWING IS A CONTROLLED DOCUMENT. | DWN J. SHIPE 20OCT2009 | TE Connectivity | |
| DIMENSIONS: INCHES | CHK J. SHIPE 20OCT2009 | NAME | CABLE ASSEMBLY, 50/125 0M3, 24 FIBER, OFNP, STRAIGHT THRU, MPOptimate TO MPOptimate |
| TOLERANCES UNLESS OTHERWISE SPECIFIED: 0 PLC ± – 1 PLC ± – 2 PLC ± – 3 PLC ± – 4 PLC ± – ANGLES ± – | APVD J. SHIPE 20OCT2009 | SIZE A2 / CAGE CODE 00779 / DRAWING NO C-1907881 | RESTRICTED TO — |
| MATERIAL – | PRODUCT SPEC — | | |
| FINISH – | APPLICATION SPEC — | | |
| | WEIGHT — | CUSTOMER DRAWING | SCALE NTS / SHEET 2 OF 3 / REV C |

1907881

THIS DRAWING IS UNPUBLISHED. RELEASED FOR PUBLICATION – ,– .
© COPYRIGHT – By – ALL RIGHTS RESERVED.

| LOC | DIST |
|---|---|
| HP | 00 |

REVISIONS

| P | LTR | DESCRIPTION | DATE | DWN | APVD |
|---|---|---|---|---|---|
| | – | SEE SHEET 1 | – | — | — |

| PART NUMBER | L (METERS) | L (FEET) | MPO (NO PINS) BLACK/MUSTARD | | MPO (NO PINS) BLACK/MUSTARD | |
|---|---|---|---|---|---|---|
| | | | IL (dB) | RL (dB) | IL (dB) | RL (dB) |
| 5–1907881–1 | 160.020–163.220 | 525.00–535.50 | 1.02 | 28 | 1.02 | 28 |
| 5–1907881–2 | 167.640–170.993 | 550.00–561.00 | 1.05 | 28 | 1.05 | 28 |
| 5–1907881–3 | 175.260–178.765 | 575.00–586.50 | 1.07 | 28 | 1.07 | 28 |
| 5–1907881–4 | 182.880–186.538 | 600.00–612.00 | 1.10 | 28 | 1.10 | 28 |
| 5–1907881–5 | 190.500–194.310 | 625.00–637.50 | 1.12 | 28 | 1.12 | 28 |
| 5–1907881–6 | 198.120–202.082 | 650.00–663.00 | 1.15 | 28 | 1.15 | 28 |
| 5–1907881–7 | 205.740–209.855 | 675.00–688.50 | 1.17 | 28 | 1.17 | 28 |
| 5–1907881–8 | 213.360–217.627 | 700.00–714.00 | 1.20 | 28 | 1.20 | 28 |
| 5–1907881–9 | 220.980–225.400 | 725.00–739.50 | 1.22 | 28 | 1.22 | 28 |
| 6–1907881–0 | 228.600–233.172 | 750.00–765.00 | 1.25 | 28 | 1.25 | 28 |
| 6–1907881–1 | 236.220–240.944 | 775.00–790.50 | 1.27 | 28 | 1.27 | 28 |
| 6–1907881–2 | 243.840–248.717 | 800.00–816.00 | 1.30 | 28 | 1.30 | 28 |
| 6–1907881–3 | 251.460–256.489 | 825.00–841.50 | 1.32 | 28 | 1.32 | 28 |
| 6–1907881–4 | 259.080–264.262 | 850.00–867.00 | 1.35 | 28 | 1.35 | 28 |
| 6–1907881–5 | 266.700–272.034 | 875.00–892.50 | 1.37 | 28 | 1.37 | 28 |
| 6–1907881–6 | 274.320–279.806 | 900.00–918.00 | 1.40 | 28 | 1.40 | 28 |
| 6–1907881–7 | 281.940–287.579 | 925.00–943.50 | 1.42 | 28 | 1.42 | 28 |
| 6–1907881–8 | 289.560–295.351 | 950.00–969.00 | 1.45 | 28 | 1.45 | 28 |
| 6–1907881–9 | 297.180–303.124 | 975.00–994.50 | 1.47 | 28 | 1.47 | 28 |
| 7–1907881–0 | 304.800–310.896 | 1000.00–1020.00 | 1.49 | 28 | 1.49 | 28 |

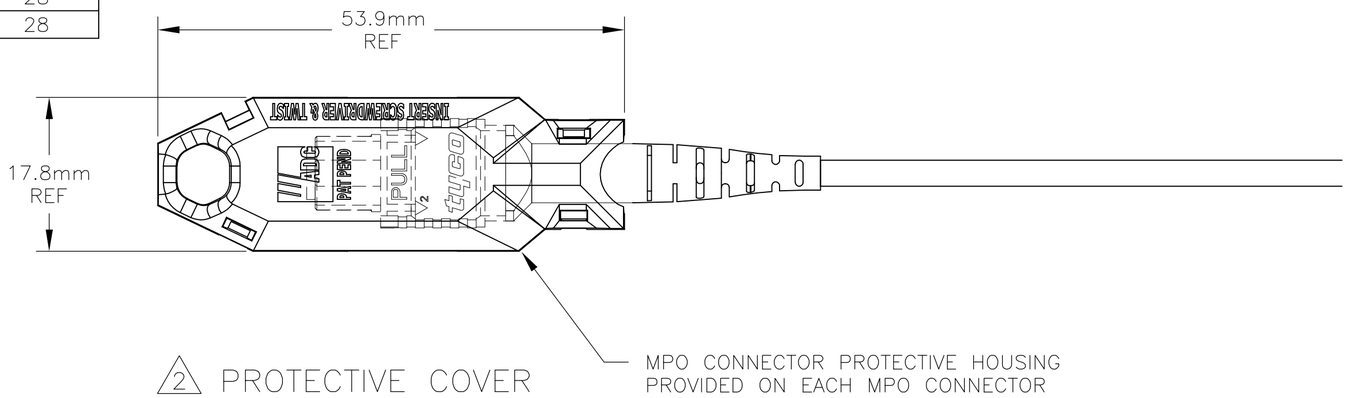


△2 PROTECTIVE COVER

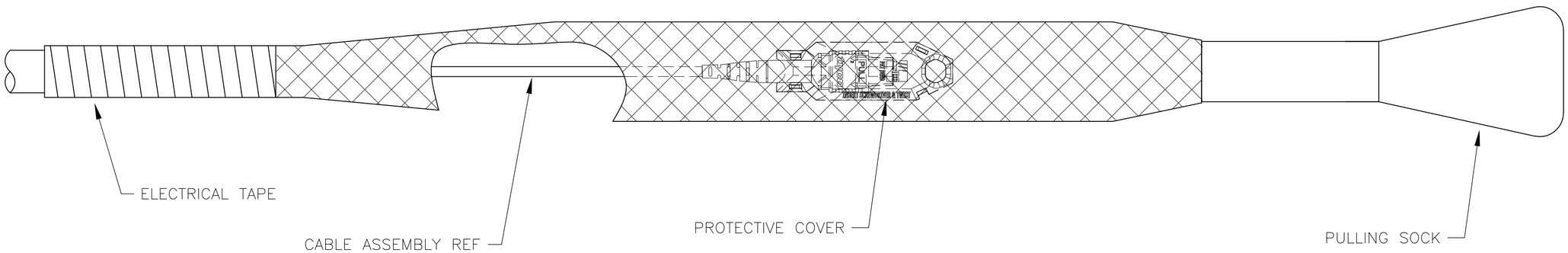


△3 PULLING SOCK
TOP END

1907881

THIS DRAWING IS A CONTROLLED DOCUMENT.

DIMENSIONS: INCHES

TOLERANCES UNLESS OTHERWISE SPECIFIED:
0 PLC ± –
1 PLC ± –
2 PLC ± –
3 PLC ± –
4 PLC ± –
ANGLES ± –

MATERIAL –
FINISH –

| | | |
|---|---|---|
| DWN | J. SHIPE | 20OCT2009 |
| CHK | J. SHIPE | 20OCT2009 |
| APVD | J. SHIPE | 20OCT2009 |
| PRODUCT SPEC | — | |
| APPLICATION SPEC | — | |
| WEIGHT | — | |

TE Connectivity

NAME
CABLE ASSEMBLY, 50/125 OM3, 24 FIBER, OFNP, STRAIGHT THRU, MPO TO MPO

| SIZE | CAGE CODE | DRAWING NO | RESTRICTED TO |
|---|---|---|---|
| A2 | 00779 | C–1907881 | — |

CUSTOMER DRAWING | SCALE NTS | SHEET 3 OF 3 | REV C