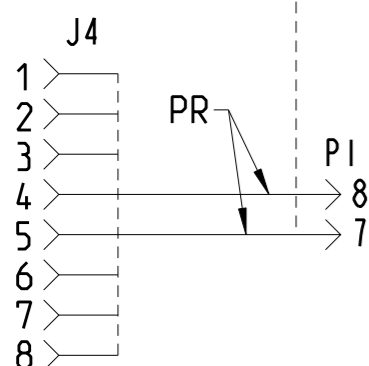
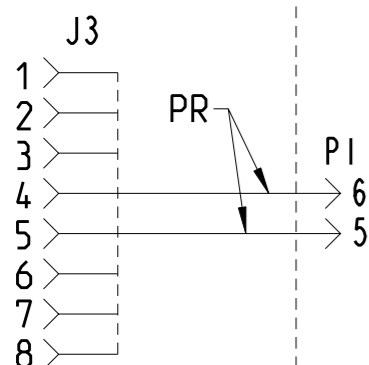
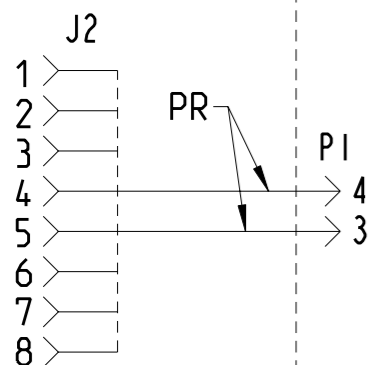
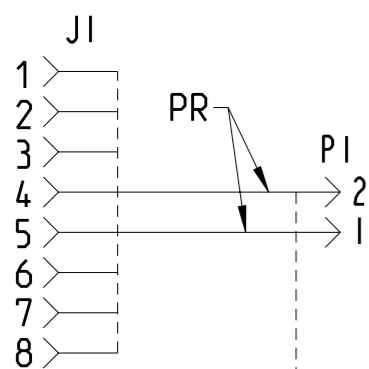


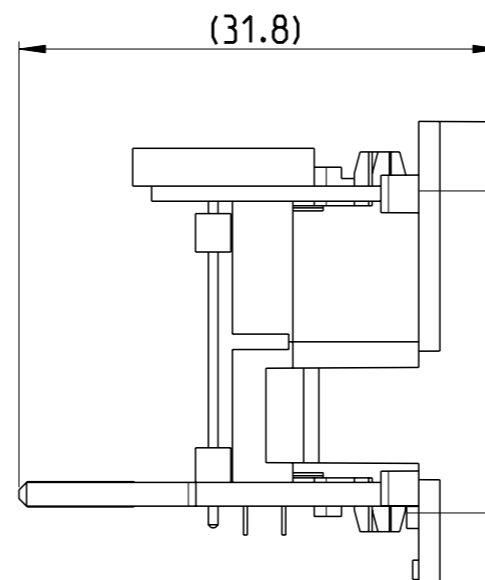
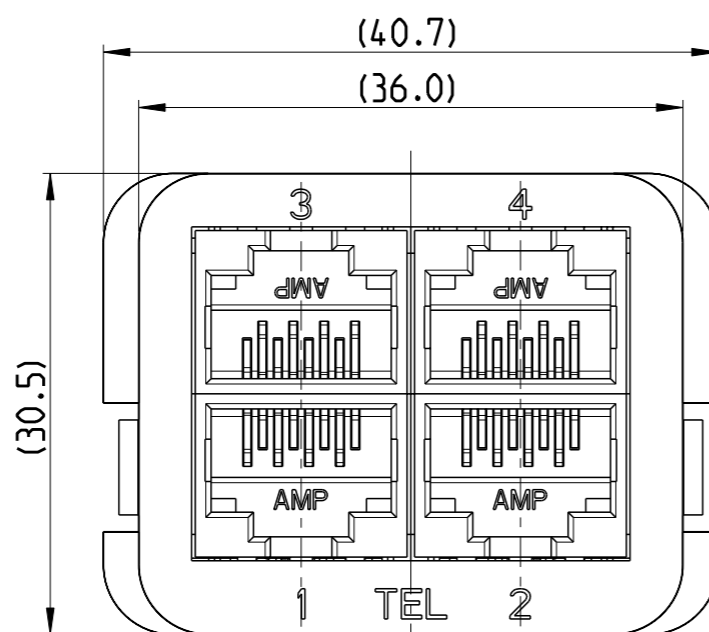
LOC IK DIST 2

REVISIONS

P	LTR	DESCRIPTION	DATE	DWN	APVD
A		ISSUED	25APR2003	JG	AP
B		ESEO-0080-03	03SEP2003	JG	AP
B1		ELECTRICAL SCHEMATIC CLARIFICATION	02DEC2005	JG	AP
B2		DRAWING NOTES UPDATED	28JAN2011	LC	JS

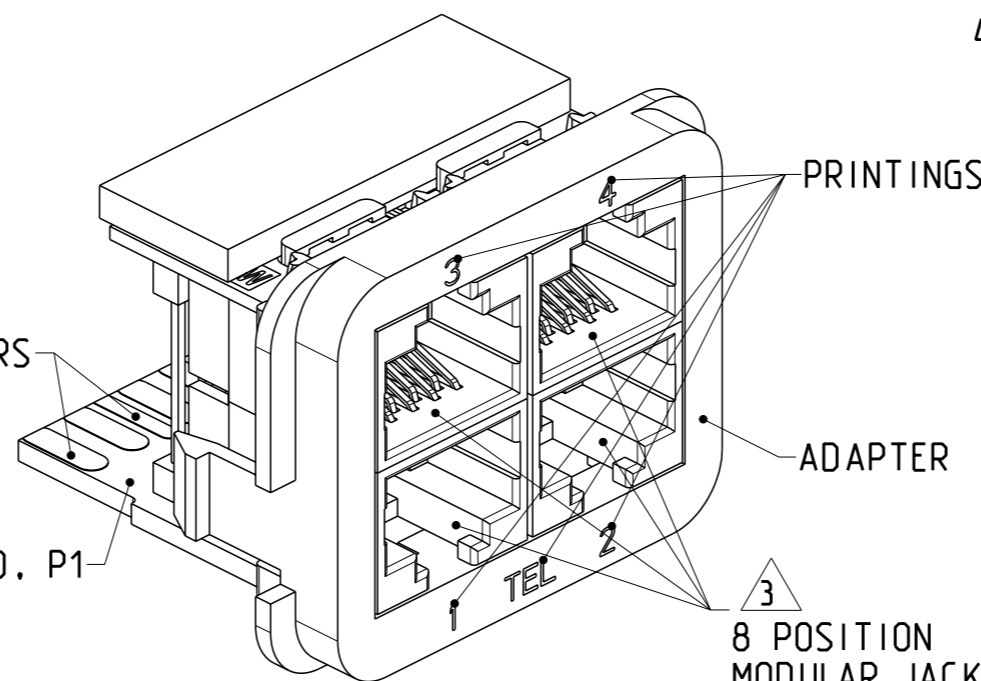


ELECTRICAL SCHEMATIC



PRINTED CIRCUIT FINGERS

PRINTED CIRCUIT BOARD, P1



- MATERIAL:
PRINTED CIRCUIT BOARD-
LAMINATED PLASTIC SHEET, 1.57mm THICK
ADAPTER-
ABS MOULDING COMPOUND, SEE TABLE
PRINTED CIRCUIT FINGERS-
GOLD PLATED MIN. 0.5µm THICK OVER
MIN. 1.27µm THICK NICKEL PLATED
- THIS INSERT IS DESIGNED TO MATE WITH EDGE CONNECTOR, WALLBOX AND PANEL KITS, AMP CO
- THIS INTERCONNECT MEETS THE REQUIREMENTS OF IEC 603-7
- ONLY TO USE WITH COMPACT BOOTS

BLACK	WHITE	1711000-5
WHITE	BLACK	1711000-3
BLACK	ALMOND	1711000-1
PRINTINGS COLOUR	ADAPTER COLOUR	PART NUMBER

THIS DRAWING IS A CONTROLLED DOCUMENT FOR TYCO ELECTRONICS CORPORATION IT IS SUBJECT TO CHANGE AND THE CONTROLLING ENGINEERING ORGANIZATION SHOULD BE CONTACTED FOR THE LATEST REVISION.		DWN J. GATNAU 25APR2003	Tyco Electronics AMP España. S.A. Barcelona, Spain			
DIMENSIONS: mm		CHK A. PUELL 36APR2003				
TOLERANCES UNLESS OTHERWISE SPECIFIED:		APVD J. SANABRA 04SEP2003				
0 PLC ± 1 PLC ±0.3 2 PLC ±0.10 3 PLC ± 4 PLC ± ANGLES ±		PRODUCT SPEC 108-93001				
MATERIAL -		FINISH -	NAME INSERT 4x RJ45 TEL AMP CO			
		WEIGHT -	SIZE A3	CAGE CODE ---	DRAWING NO C-1711000	RESTRICTED TO -
CUSTOMER DRAWING			SCALE 2:1	SHEET 1 OF 1	REV B2	