

## Power Distribution Units (PDUs)

### Rack- and Panel-Mount Power Distribution Units (PDUs)



#### Features

- Power on/off LED indicates whether power is available at the PDU
- External ground stud provided on single-phase models for secure grounding
- Circuit breakers provide additional equipment protection
- Circuits are isolated on dual circuit model; each has its own circuit breaker
- Reset button provides easy access to circuit breaker reset
- Surge protector models have an indicator LED to verify surge circuitry protection
- Rack-mount models mount directly to rack or with adapter bracket
- Rack-mount models designed for single-phase applications
- Panel-mount models can be mounted flush or with hanging bracket
- Panel-mount models available for both one- and three-phase applications
- Three-phase models have three 20 A, double-pole magnetic breaker/switches with an integral switch guard

#### Industry Standards

UL/cUL 60950 listed  
UL 1449 (Surge protector models only)

EIA 310-D (19-in. rack-mount models only)

#### Application

Rack- and Panel-Mount PDUs not only provide convenient, reliable power to equipment mounted in cabinets or on open frame racks, they can also be configured to meet a wide range of design specifications.

#### Specifications

- Steel housing
- Power cord with molded-on plug:
  - 12-in. (305-mm) long single-phase model: 6 ft. (1.8 m)
  - Other single-phase models: 15 ft. (4.6 m)
  - Three-phase models: 10 ft. (3 m)

**Contact Hoffman for custom modifications and non-standard offerings.**

#### Finish

Black, low-gloss textured paint.









Bulletin: DPS





#### Standard Product Single-Phase Rack-Mount

Catalog Number	Surge Protection	Amp Meter	Load Rating	Voltage (VAC)	Joule Rating	Receptacle Location	No. of Receptacles	Receptacle Style	Power Cord Plug	Rack Units
DP1N190615	No	No	15A	120	—	Front	6	NEMA 5-15R	NEMA 5-15P	1
DP1N191415	No	No	15A	120	—	6 front, 8 back	14	NEMA 5-15R	NEMA 5-15P	1
DP1N191415M	No	Yes	15A	120	—	6 front, 8 back	14	NEMA 5-15R	NEMA 5-15P	1
DP1N191015S	Yes	No	15A	120	2000	2 front, 8 back	10	NEMA 5-15R	NEMA 5-15P	1
DP1N191020	No	No	20A	120	—	2 front, 8 back	10	NEMA 5-20R	NEMA 5-20P	1
DP1N191020S	Yes	No	20A	120	2000	2 front, 8 back	10	NEMA 5-20R	NEMA 5-20P	1
DP1N191020ST	Yes	No	20A	120	2000	2 front, 8 back	10	NEMA 5-20R	NEMA L5-20P Twist Lock	1
DP1N191420	No	No	20A	120	—	6 front, 8 back	14	NEMA 5-20R	NEMA 5-20P	1
DP1N191420T	No	No	20A	120	—	6 front, 8 back	14	NEMA 5-20R	NEMA L5-20P Twist Lock	1
DP1N190430X	No	No	30A	120	—	4 front, 4 back	8	Front, NEMA 5-15R - 15A; Back, NEMA L5-30R-30A	NEMA L5-30P Twist Lock	2

Isolated circuits on dual-circuit models with separate circuit breakers.

#### Plugs and Receptacles

NEMA Type	Plug	Receptacle
NEMA 15 Amp, 120V, Duplex	5-15P 	5-15R 
NEMA 20 Amp, 120V, Duplex	5-20P 	5-20R 
NEMA 20 Amp, 120V, Twist Lock	L5-20P 	L5-20R 
30 Amp, 120/208V Wye, Twist Lock	L21-30P 	L21-30R 

IEC Type	Inlet	Outlet
IEC 15 Amp, 125/250V	C-14 	C-13 
IEC 20 Amp, 125/250V	C-20 	C-19 

87922518

## Power Distribution Units (PDUs)

### Standard Product Single-Phase Vertical-Mount

Catalog Number	Length (in.)	Length (mm)	Surge Protection	Amp Meter	Load Rating	Voltage (VAC)	Joule Rating	No. of Receptacles	Receptacle Style	Power Cord Plug
DP1N120615	12.00	305	No	No	15A	120	—	6	NEMA 5-15R	NEMA 5-15P
DP1N160620S	16.00	406	Yes	No	20A	120	2000	6	NEMA 5-20R	NEMA 5-20P
DP1N481815	48.00	1219	No	No	15A	120	—	18	NEMA 5-15R	NEMA 5-15P
DP1N622415	62.00	1575	No	No	15A	120	—	24	NEMA 5-15R	NEMA 5-15P
DP1N622420	62.00	1575	No	No	20A	120	—	24	NEMA 5-20R	NEMA 5-20P
DP1N622420T	62.00	1575	No	No	20A	120	—	24	NEMA 5-20R	NEMA L5-20P Twist Lock
DP1N622420M	62.00	1575	No	Yes	20A	120	—	24	NEMA 5-20R	NEMA 5-20P
DP1N622420MT	62.00	1575	No	Yes	20A	120	—	24	NEMA 5-20R	NEMA L5-20P Twist Lock
DP1N622040DT	62.00	1575	No	No	20A per circuit	120	—	20, 10 per circuit, dual circuit	NEMA 5-20R	NEMA L5-20P Twist Lock
DP1E2663030MT	66.00	1676	No	Yes	30A	250	—	30	24 IEC C-13, 6 IEC C-19	NEMA L6-30P Twist Lock

Isolate circuits on dual circuit models with separate circuit breakers.

DP1E2663030MT is Ethernet metered; SNMP trap provides remote current monitoring via Ethernet.

### Standard Product Three-Phase Vertical-Mount

Catalog Number	Length (in.)	Length (mm)	Amp Meter	Load Rating	Voltage (VAC)	No. of Outlets per Phase	Total Outlets per PDU	Required Inlet Style	Power Cord Plug
DP3E662490T	66.00	1676	No	30A	208	8 IEC C-13 and 2 IEC C-19	24 IEC C-13 and 6 IEC C-19	IEC C-14 and C-20	NEMA L21-30P Twist Lock
DP3E662490MT	66.00	1676	Yes	30A	208	8 IEC C-13 and 2 IEC C-19	24 IEC C-13 and 6 IEC C-19	IEC C-14 and C-20	NEMA L21-30P Twist Lock
DP3E2663635MT	66.00	1676	Yes	35A	250	10 IEC C-13, 2 IEC C-19	30 IEC C-13, 6 IEC C-19	IEC C-14 and C-20	CA style 50A 250 Vac Twist Lock

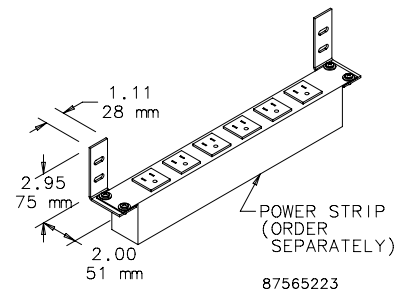
DP3E2663635MT is Ethernet metered; SNMP trap provides remote current monitoring via Ethernet.

### Rack-Mount PDU Bracket

Allows rack-mount power strips to be mounted to cabinet sides without using up rack space. Made of plated steel. Includes two brackets and mounting hardware. Order power strip separately.

Bulletin: DPS

Catalog Number	Finish	Pkg. Qty.
A19PSMB	Plated	2 brackets



### Universal Power Strip Bracket



This bracket fits in the corner of the frame of all PROLINE® cabinets and facilitates mounting a variety of power strips.

Bulletin: DACCY

Catalog Number	Description
EPDUBK	Universal Power Strip Bracket fits all PROLINE cabinets

### IEC Cord Sets



Cord sets help minimize cord tangle, increasing airflow to equipment.

Bulletin: DPS

Catalog Number	Description	Pkg. Qty.
DPSE	0.5-m (1.64-ft.) IEC patch cord, 18/3 SJT Black, C-14 to C-13	10
DP10E	1-m (3.28-ft.) IEC patch cord, 18/3 SJT Black, C-14 to C-13	10

### IEC C-13 Retaining Clip



Secures the IEC C-14 inlet into the C-13 outlet. Helps to prevent inadvertently unplugging the cord set.

Bulletin: DPS

Catalog Number	Description	Pkg. Qty.
DPCLIP	IEC C-13 Retaining Clip	10