

# COMLINE® Wall-Mount Enclosures and Accessories

## COMLINE®, Type 4X



### Industry Standards

UL 508A Listed; Type 3, 3R, 4, 4X, 12; File No. E61997

CSA File No. 42186: Type 3, 3R, 4, 4X, 12  
 NEMA/EEMAC Type 3, 3R, 4, 4X, 12  
 IEC 60529, IP66  
 Designed to meet NEBS™-Telcordia GR487, GR63, IEC 48D  
 Meets Type 3RX requirements  
 NEBS is a trademark of Telcordia

### Application

Lightweight, corrosion-resistant COMLINE® aluminum wall-mount enclosures provide long-lasting protection for housing electrical components in extreme outdoor environments. These customizable enclosures employ a foam-in-place gasket for a tight seal and are ideal for rooftop or tower-mounted telecommunications applications.

**For OSP questions, quotes and assistance, email: [osp@hoffmanonline.com](mailto:osp@hoffmanonline.com)**

### Features

- Foam-in-place gasket
- 1- or 3-point latching (screwdriver slot), depending on door size
- Optional door stop/wind latch holds door in place during service
- Two door/hinge styles available:
  - Easily removable door with hidden hinge and retained hinge pin. Maximum door load 50 lb. (22.7 kg)
  - Heavy-duty continuous hinge door. Maximum door load 150 lb. (68.0 kg)
- Optional solar shield top

### Specifications

- Type 5052-H32 aluminum: covers are .080-in. or .100-in. thick depending on size; bodies are .080-in. thick
- Seams continuously welded and ground smooth for a finished appearance
- Bonding provision on door; ground stud on body

### Finish

RAL 7035 textured light-gray polyester powder finish inside and out.

### Accessories

See also *Accessories* chapter.  
 Door Stop Kit  
 Handle Options  
 Mounting Panel  
 Pole Mounting Kit  
 Rack Angles  
 Solar Shield Top

### Modification and Customization

Hoffman excels at modifying and customizing products to your specifications. Contact your local Hoffman sales office or distributor for complete information.

Bulletin: DCOM

### Standard Product Hidden Hinge

Catalog Number	AxBxCmm	AxBxCin.	Latch Points	Door Thickness (mm)	Door Thickness (in.)	Std. Pkg. (lb.)
ECL303015	300 x 300 x 150	11.80 x 11.80 x 5.90	1	2	.08	9.0
ECL403015	400 x 300 x 150	15.70 x 11.80 x 5.90	1	2	.08	10.0
ECL404015	400 x 400 x 150	15.70 x 15.70 x 5.90	1	2	.08	12.0
ECL404020	400 x 400 x 200	15.70 x 15.70 x 7.90	1	2	.08	13.0
ECL504020	500 x 400 x 200	19.70 x 15.70 x 7.90	1	2	.08	15.0
ECL505020	500 x 500 x 200	19.70 x 19.70 x 7.90	1	2	.08	17.0
ECL605020	600 x 500 x 200	23.60 x 19.70 x 7.90	3	2.5	.10	19.0
ECL606020	600 x 600 x 200	23.60 x 23.60 x 7.90	3	2.5	.10	23.0
ECL806020	800 x 600 x 200	31.50 x 23.60 x 7.90	3	2.5	.10	27.0
ECL1006030	1000 x 600 x 300	39.40 x 23.60 x 11.80	3	2.5	.10	35.0
ECL1209030	1200 x 900 x 300	47.20 x 35.40 x 11.80	3	2.5	.10	55.0
ECL1509030	1500 x 900 x 300	59.10 x 35.40 x 11.80	3	2.5	.10	78.0

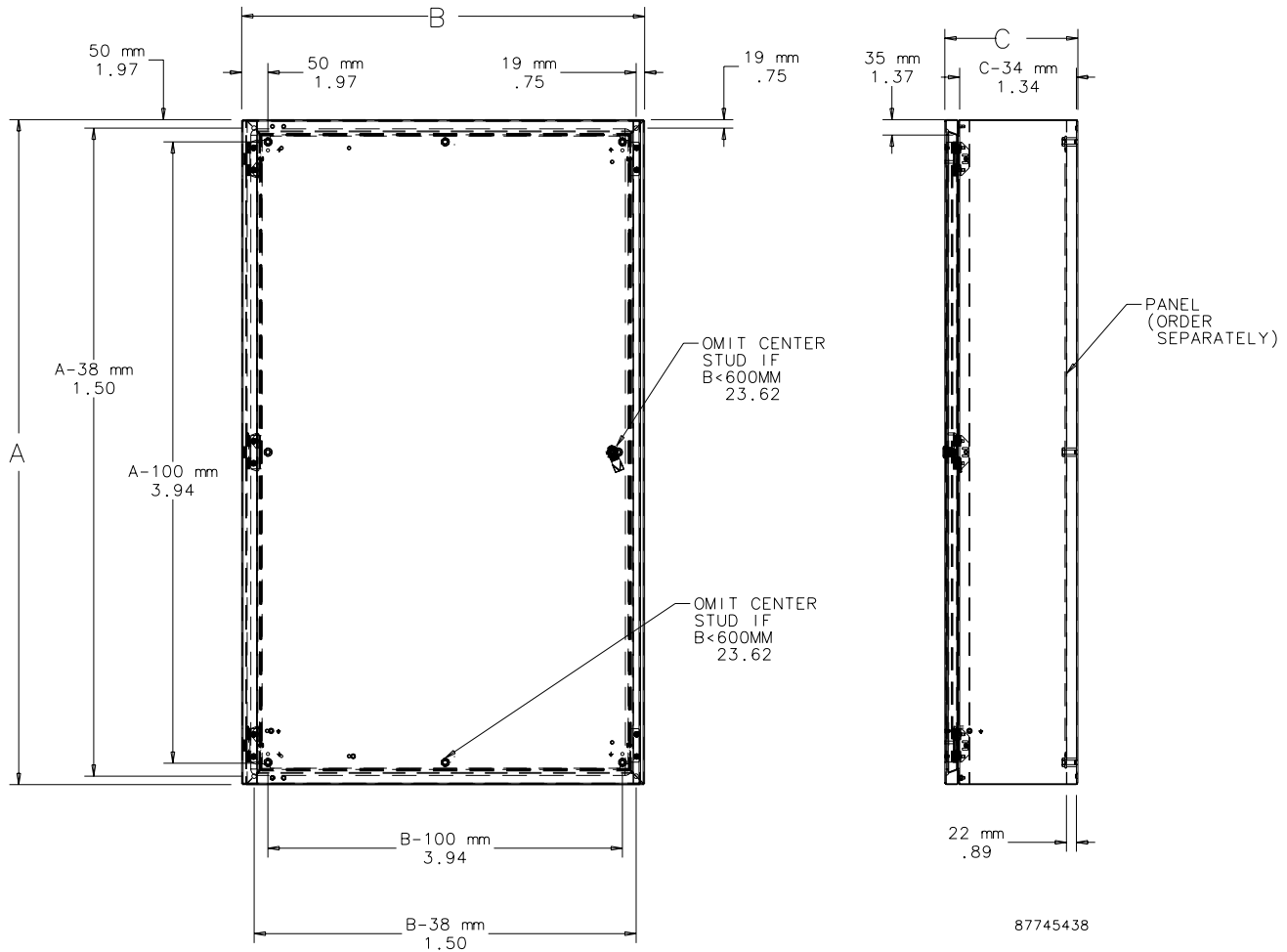
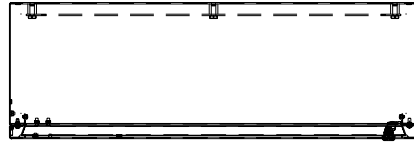
ECL1209030, ECL1209030CH, ECL1509030 and ECL1509030CH include vertical door stiffener. Additional door stop required to meet NEBS-Telcordia 487 door restrainer requirements.

All the above enclosures must have mounting feet installed to meet UL Type 3, UL Type 4 and UL Type 4X ratings.

**COMLINE® Wall-Mount Enclosures and Accessories**

 Standard Product **Continuous Hinge**

Catalog Number	AxBxC mm	AxBxC in.	Latch Points	Door Thickness (mm)	Door Thickness (in.)	Std. Pkg. (lb.)
ECL303015CH	300 x 300 x 150	11.80 x 11.80 x 5.90	1	2	.08	9.0
ECL403015CH	400 x 300 x 150	15.70 x 11.80 x 5.90	1	2	.08	10.0
ECL404015CH	400 x 400 x 150	15.70 x 15.70 x 5.90	1	2	.08	12.0
ECL404020CH	400 x 400 x 200	15.70 x 15.70 x 7.90	1	2	.08	13.0
ECL504020CH	500 x 400 x 200	19.70 x 15.70 x 7.90	1	2	.08	15.0
ECL505020CH	500 x 500 x 200	19.70 x 19.70 x 7.90	1	2	.08	17.0
ECL605020CH	600 x 500 x 200	23.60 x 19.70 x 7.90	3	2.5	.10	19.0
ECL606020CH	600 x 600 x 200	23.60 x 23.60 x 7.90	3	2.5	.10	23.0
ECL806020CH	800 x 600 x 200	31.50 x 23.60 x 7.90	3	2.5	.10	27.0
ECL1006030CH	1000 x 600 x 300	39.40 x 23.60 x 11.80	3	2.5	.10	35.0
ECL1209030CH	1200 x 900 x 300	47.20 x 35.40 x 11.80	3	2.5	.10	55.0
ECL1509030CH	1500 x 900 x 300	59.10 x 35.40 x 11.80	3	2.5	.10	78.0



## COMLINE® Wall-Mount Enclosures and Accessories

### Solar Shield Top



Solar Shield Top provides a vented area on top of the enclosure to absorb solar heating effects and help keep enclosure cool. Also provides a drip shield to keep liquids away from the door sealing surface. Aluminum with RAL 7035 textured light-gray finish inside and out. Maintains enclosure rating. Includes mounting hardware.

### Shielding Effectiveness

Hoffman's research of the effects of solar radiation on enclosures has shown the positive benefits of utilizing shielding to decrease temperature rise. Shielding has been found to be an effective, low-cost method of reducing solar heat gain in outdoor electrical/electronic applications. Test results indicate that a top-mounted solar shield provides a 25 percent reduction in temperature rise due to solar heat load.

Bulletin: DCOMY

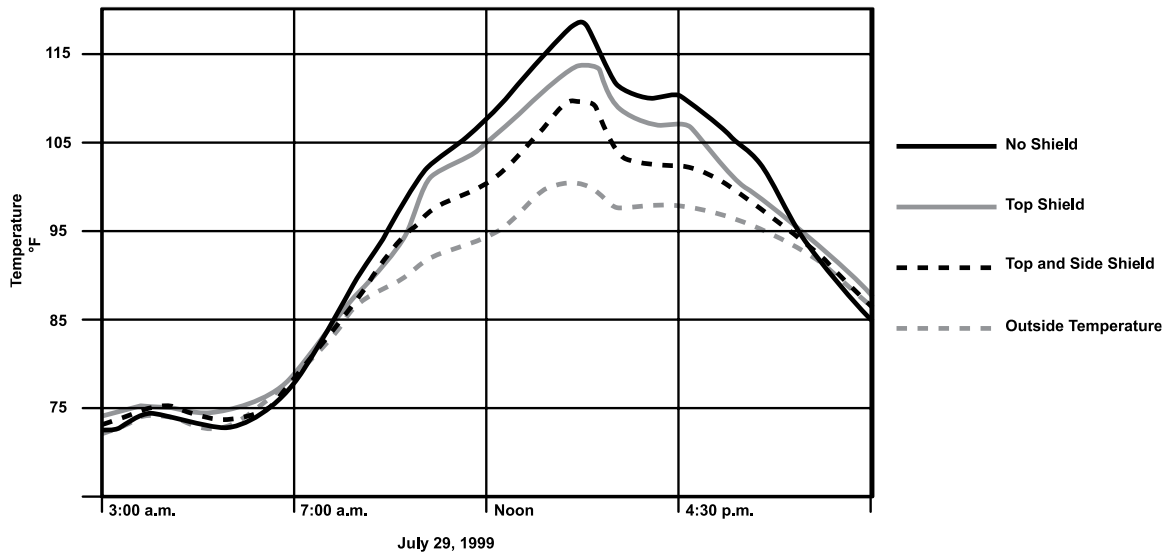
Catalog Number	Fits B x C
ESSH3015	300 x 150
ESSH4015	400 x 150
ESSH4020	400 x 200
ESSH5020	500 x 200
ESSH6020	600 x 200
ESSH6030	600 x 300
ESSH9030	900 x 300

### Unshielded vs. Shielded

Enclosure Type	Temperature (°F)	Temp. Reduction (%)
Unshielded	118.6	—
Top shield only	114.0	25
Top and side shields	110.1	46

Air Temperature = 100.2 F

Enclosure color is light-gray (RAL 7035)



The results of the test show the enclosure with top and side shields to have approximately a 46% reduction in temperature compared to the unshielded enclosure. Hoffman offers top shields as an accessory for Hoffman COMLINE® Wall-Mount Enclosures. The reduction in temperature is approximately 25% with the solar shield top only.

### Mounting Panel



Provides a mounting surface in the back of the COMLINE® Enclosure for surface mount components. Mill finish aluminum.

Bulletin: DCOMY

Catalog Number	Fits A x B	Height (mm)	Height (in.)	Width (mm)	Width (in.)
EP3030AL	300 x 300	226	8.90	226	8.90
EP4030AL	400 x 300	326	12.84	226	8.90
EP4040AL	400 x 400	326	12.84	326	12.94
EP5040AL	500 x 400	426	16.78	326	12.94
EP5050AL	500 x 500	426	16.78	426	16.78
EP6050AL	600 x 500	526	20.71	426	16.78
EP6060AL	600 x 600	526	20.71	526	20.71
EP8060AL	800 x 600	726	28.59	526	20.71
EP10060AL	1000 x 600	926	36.46	526	20.71
EP12090AL	1200 x 900	1126	44.33	826	32.52
EP15090AL	1500 x 900	1426	56.15	826	32.52

## COMLINE® Wall-Mount Enclosures and Accessories

### Rack Angles



Rack Angles allow for mounting 19-in. rack equipment in 600-mm wide enclosures. Plated 14 gauge steel with .281-in. (7-mm) diameter holes (through-hole type). Twenty M5 screws and 20 clip nuts included for mounting rack angles to enclosure and for mounting equipment to rack angles.

**Bulletin:** DCOMY

Catalog Number	Description	Fits A (mm)	Fits A (in.)
ERA196TH	Rack Angles	600	23.62
ERA198TH	Rack Angles	800	31.50
ERA1910TH	Rack Angles	1000	39.37

### Door Stop Kit



Self-actuating door stop kit secures doors in the open position. Mounts to top or bottom of door. Stainless steel and aluminum material. Mounting hardware included.

**Bulletin:** DCOMY

Catalog Number	Description
EDSK	Door Stop Kit

### Handle Options



Handle Options can be padlocked for added security. Kit includes handle and mounting hardware. Install using existing enclosure cam.

**Bulletin:** A80, DCOMY, DWS12

Catalog Number	Description
ELHP	Padlocking L-Handle
EPL4	Padlocking quarter-turn with key
DL36	Locking wing nut with 2 keys, silver finish
PTL36B	Keylocking wing knob, black finish

### Clip Nut Package



Twenty plated clip nuts fit all rack-mounting angles with .281-in. (7-mm) diameter holes (through-hole type).

**Bulletin:** A80, X20

Catalog Number	Description	Pkg. Qty.	Fits
AN1032	Clip Nut 10-32	20	.281-diameter mounting holes
ANM5	Clip Nut M5 (Metric)	20	.281-diameter mounting holes

### Screw Package




Screws attach rack panels and rack-mounted equipment to rack-mounting angles.

**Bulletin:** A80, DACCY, X20

Catalog Number	Description
AS1032	Screw 10-32 x 5/8 (package of 20)
AS1032250	Screw 10-32 x 5/8 (package of 250)
ASM5	M5 x 12 mm combo head, (package of 20)

### Pole-Mount Kit



Use to mount CONCEPT®, Networking and wall-mount enclosures to poles of various sizes and shapes. Simply attach the plated steel channel bar to the mounting holes at the back of the enclosure and wrap the stainless steel strap around the pole and through the bar. Kit includes two mounting channels, two straps suitable for 3-in. (76-mm) to 12-in. (305-mm) diameter pole and mounting hardware.

**Bulletin:** CWY

Catalog Number	Fits Enclosure (in.)	Fits Enclosure (mm)
CPMK12	when B = 12.00	when B = 305
CPMK16	when B = 16.00	when B = 406
CPMK20	when B = 20.00	when B = 508
CPMK24	when B = 24.00	when B = 610
CPMK30	when B = 30.00	when B = 762