

# COMLINE® Wall-Mount Enclosures and Accessories

## COMLINE®, Type 4X



### Industry Standards

UL 508A Listed; Type 3, 3R, 4, 4X, 12; File No. E61997

CSA File No. 42186: Type 3, 3R, 4, 4X, 12  
NEMA/EEMAC Type 3, 3R, 4, 4X, 12  
IEC 60529, IP66  
Designed to meet NEBS™-Telcordia GR487, GR63, IEC 48D  
Meets Type 3RX requirements  
NEBS is a trademark of Telcordia

### Application

Lightweight, corrosion-resistant COMLINE® aluminum wall-mount enclosures provide long-lasting protection for housing electrical components in extreme outdoor environments. These customizable enclosures employ a foam-in-place gasket for a tight seal and are ideal for rooftop or tower-mounted telecommunications applications.

**For OSP questions, quotes and assistance, email:**  
**osp@hoffmanonline.com**

### Features

- Foam-in-place gasket
- 1- or 3-point latching (screwdriver slot), depending on door size
- Optional door stop/wind latch holds door in place during service
- Two door/hinge styles available:
  - Easily removable door with hidden hinge and retained hinge pin. Maximum door load 50 lb. (22.7 kg)
  - Heavy-duty continuous hinge door. Maximum door load 150 lb. (68.0 kg)
- Optional solar shield top

### Specifications

- Type 5052-H32 aluminum: covers are .080-in. or .100-in. thick depending on size; bodies are .080-in. thick
- Seams continuously welded and ground smooth for a finished appearance
- Bonding provision on door; ground stud on body

### Finish

RAL 7035 textured light-gray polyester powder finish inside and out.

### Accessories

See also *Accessories chapter*.

Door Stop Kit  
Handle Options  
Mounting Panel  
Pole Mounting Kit  
Rack Angles  
Solar Shield Top

### Modification and Customization

Hoffman excels at modifying and customizing products to your specifications. Contact your local Hoffman sales office or distributor for complete information.

Bulletin: DCOM

### Standard Product Hidden Hinge

| Catalog Number | AxBxC mm         | AxBxC in.             | Latch Points | Door Thickness (mm) | Door Thickness (in.) | Std. Pkg. (lb.) |
|----------------|------------------|-----------------------|--------------|---------------------|----------------------|-----------------|
| ECL303015      | 300 x 300 x 150  | 11.80 x 11.80 x 5.90  | 1            | 2                   | .08                  | 9.0             |
| ECL403015      | 400 x 300 x 150  | 15.70 x 11.80 x 5.90  | 1            | 2                   | .08                  | 10.0            |
| ECL404015      | 400 x 400 x 150  | 15.70 x 15.70 x 5.90  | 1            | 2                   | .08                  | 12.0            |
| ECL404020      | 400 x 400 x 200  | 15.70 x 15.70 x 7.90  | 1            | 2                   | .08                  | 13.0            |
| ECL504020      | 500 x 400 x 200  | 19.70 x 15.70 x 7.90  | 1            | 2                   | .08                  | 15.0            |
| ECL505020      | 500 x 500 x 200  | 19.70 x 19.70 x 7.90  | 1            | 2                   | .08                  | 17.0            |
| ECL605020      | 600 x 500 x 200  | 23.60 x 19.70 x 7.90  | 3            | 2.5                 | .10                  | 19.0            |
| ECL606020      | 600 x 600 x 200  | 23.60 x 23.60 x 7.90  | 3            | 2.5                 | .10                  | 23.0            |
| ECL806020      | 800 x 600 x 200  | 31.50 x 23.60 x 7.90  | 3            | 2.5                 | .10                  | 27.0            |
| ECL1006030     | 1000 x 600 x 300 | 39.40 x 23.60 x 11.80 | 3            | 2.5                 | .10                  | 35.0            |
| ECL1209030     | 1200 x 900 x 300 | 47.20 x 35.40 x 11.80 | 3            | 2.5                 | .10                  | 55.0            |
| ECL1509030     | 1500 x 900 x 300 | 59.10 x 35.40 x 11.80 | 3            | 2.5                 | .10                  | 78.0            |

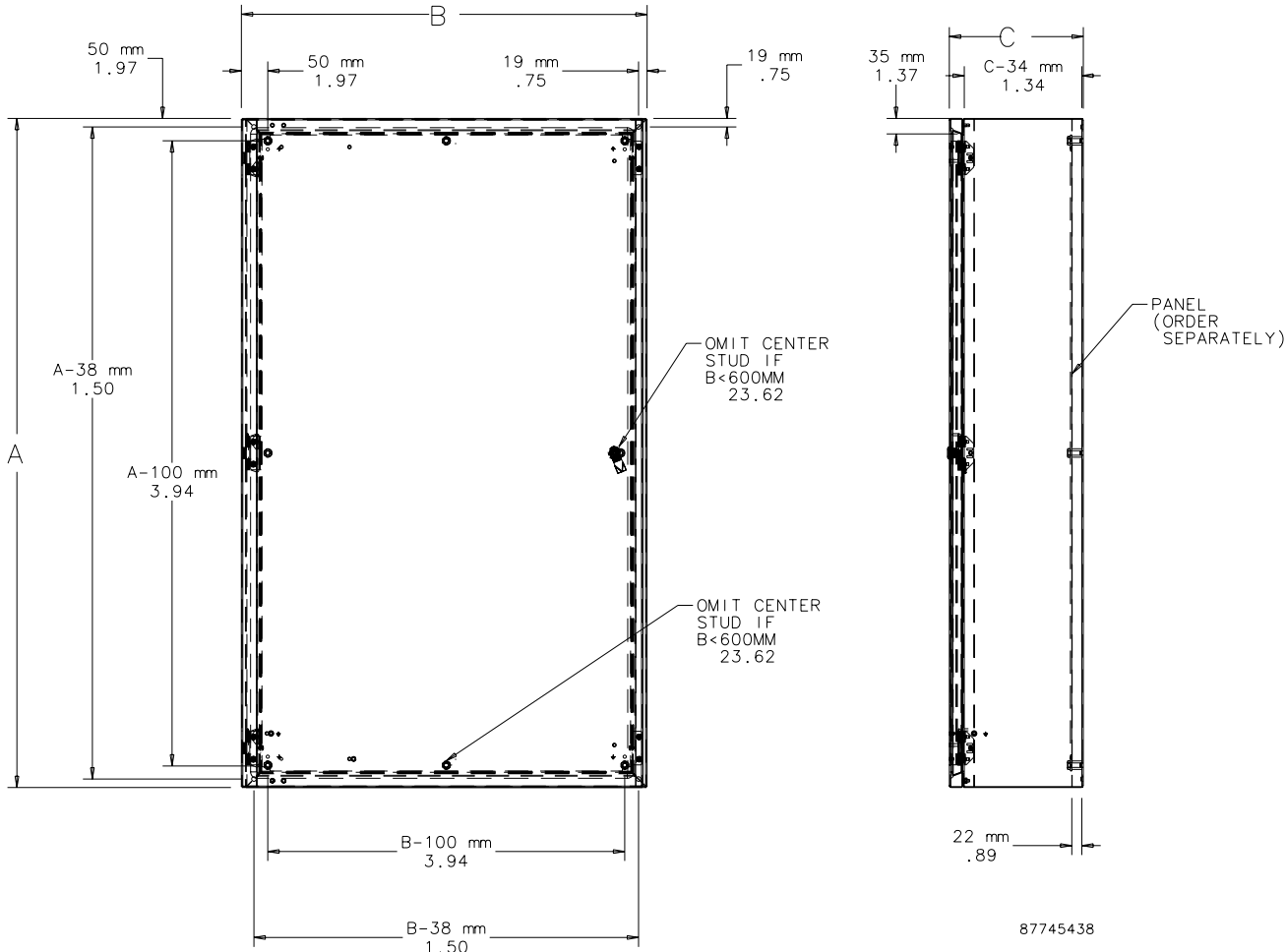
ECL1209030, ECL1209030CH, ECL1509030 and ECL1509030CH include vertical door stiffener. Additional door stop required to meet NEBS-Telcordia 487 door restrainer requirements.

All the above enclosures must have mounting feet installed to meet UL Type 3, UL Type 4 and UL Type 4X ratings.

# COMLINE® Wall-Mount Enclosures and Accessories

## Standard Product Continuous Hinge

| Catalog Number | AxBxC mm         | AxBxC in.             | Latch Points | Door Thickness (mm) | Door Thickness (in.) | Std. Pkg. (lb.) |
|----------------|------------------|-----------------------|--------------|---------------------|----------------------|-----------------|
| ECL303015CH    | 300 x 300 x 150  | 11.80 x 11.80 x 5.90  | 1            | 2                   | .08                  | 9.0             |
| ECL403015CH    | 400 x 300 x 150  | 15.70 x 11.80 x 5.90  | 1            | 2                   | .08                  | 10.0            |
| ECL404015CH    | 400 x 400 x 150  | 15.70 x 15.70 x 5.90  | 1            | 2                   | .08                  | 12.0            |
| ECL404020CH    | 400 x 400 x 200  | 15.70 x 15.70 x 7.90  | 1            | 2                   | .08                  | 13.0            |
| ECL504020CH    | 500 x 400 x 200  | 19.70 x 15.70 x 7.90  | 1            | 2                   | .08                  | 15.0            |
| ECL505020CH    | 500 x 500 x 200  | 19.70 x 19.70 x 7.90  | 1            | 2                   | .08                  | 17.0            |
| ECL605020CH    | 600 x 500 x 200  | 23.60 x 19.70 x 7.90  | 3            | 2.5                 | .10                  | 19.0            |
| ECL606020CH    | 600 x 600 x 200  | 23.60 x 23.60 x 7.90  | 3            | 2.5                 | .10                  | 23.0            |
| ECL806020CH    | 800 x 600 x 200  | 31.50 x 23.60 x 7.90  | 3            | 2.5                 | .10                  | 27.0            |
| ECL1006030CH   | 1000 x 600 x 300 | 39.40 x 23.60 x 11.80 | 3            | 2.5                 | .10                  | 35.0            |
| ECL1209030CH   | 1200 x 900 x 300 | 47.20 x 35.40 x 11.80 | 3            | 2.5                 | .10                  | 55.0            |
| ECL1509030CH   | 1500 x 900 x 300 | 59.10 x 35.40 x 11.80 | 3            | 2.5                 | .10                  | 78.0            |



## COMLINE® Wall-Mount Enclosures and Accessories

### Solar Shield Top



Solar Shield Top provides a vented area on top of the enclosure to absorb solar heating effects and help keep enclosure cool. Also provides a drip shield to keep liquids away from the door sealing surface. Aluminum with RAL 7035 textured light-gray finish inside and out. Maintains enclosure rating. Includes mounting hardware.

#### Shielding Effectiveness

Hoffman's research of the effects of solar radiation on enclosures has shown the positive benefits of utilizing shielding to decrease temperature rise. Shielding has been found to be an effective, low-cost method of reducing solar heat gain in outdoor electrical/electronic applications.

Test results indicate that a top-mounted solar shield provides a 25 percent reduction in temperature rise due to solar heat load.

**Bulletin: DCOMY**

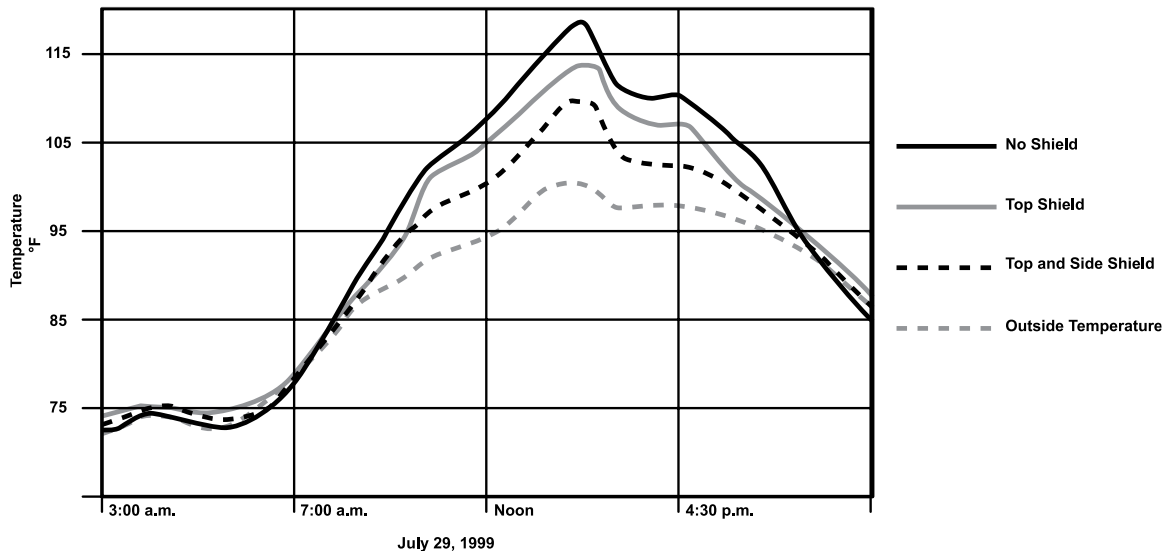
| Catalog Number | Fits B x C |
|----------------|------------|
| ESSH3015       | 300 x 150  |
| ESSH4015       | 400 x 150  |
| ESSH4020       | 400 x 200  |
| ESSH5020       | 500 x 200  |
| ESSH6020       | 600 x 200  |
| ESSH6030       | 600 x 300  |
| ESSH9030       | 900 x 300  |

#### Unshielded vs. Shielded

| Enclosure Type       | Temperature (°F) | Temp. Reduction (%) |
|----------------------|------------------|---------------------|
| Unshielded           | 118.6            | —                   |
| Top shield only      | 114.0            | 25                  |
| Top and side shields | 110.1            | 46                  |

Air Temperature = 100.2 F

Enclosure color is light-gray (RAL 7035)



The results of the test show the enclosure with top and side shields to have approximately a 46% reduction in temperature compared to the unshielded enclosure. Hoffman offers top shields as an accessory for Hoffman COMLINE® Wall-Mount Enclosures. The reduction in temperature is approximately 25% with the solar shield top only.

### Mounting Panel



Provides a mounting surface in the back of the COMLINE® Enclosure for surface mount components. Mill finish aluminum.

**Bulletin: DCOMY**

| Catalog Number | Fits A x B | Height (mm) | Height (in.) | Width (mm) | Width (in.) |
|----------------|------------|-------------|--------------|------------|-------------|
| EP3030AL       | 300 x 300  | 226         | 8.90         | 226        | 8.90        |
| EP4030AL       | 400 x 300  | 326         | 12.84        | 226        | 8.90        |
| EP4040AL       | 400 x 400  | 326         | 12.84        | 326        | 12.94       |
| EP5040AL       | 500 x 400  | 426         | 16.78        | 326        | 12.94       |
| EP5050AL       | 500 x 500  | 426         | 16.78        | 426        | 16.78       |
| EP6050AL       | 600 x 500  | 526         | 20.71        | 426        | 16.78       |
| EP6060AL       | 600 x 600  | 526         | 20.71        | 526        | 20.71       |
| EP8060AL       | 800 x 600  | 726         | 28.59        | 526        | 20.71       |
| EP10060AL      | 1000 x 600 | 926         | 36.46        | 526        | 20.71       |
| EP12090AL      | 1200 x 900 | 1126        | 44.33        | 826        | 32.52       |
| EP15090AL      | 1500 x 900 | 1426        | 56.15        | 826        | 32.52       |

## COMLINE® Wall-Mount Enclosures and Accessories

### Rack Angles



Rack Angles allow for mounting 19-in. rack equipment in 600-mm wide enclosures. Plated 14 gauge steel with .281-in. (7-mm) diameter holes (through-hole type). Twenty M5 screws and 20 clip nuts included for mounting rack angles to enclosure and for mounting equipment to rack angles.

**Bulletin:** DCOMY

| Catalog Number | Description | Fits A (mm) | Fits A (in.) |
|----------------|-------------|-------------|--------------|
| ERA196TH       | Rack Angles | 600         | 23.62        |
| ERA198TH       | Rack Angles | 800         | 31.50        |
| ERA1910TH      | Rack Angles | 1000        | 39.37        |

### Door Stop Kit



Self-actuating door stop kit secures doors in the open position. Mounts to top or bottom of door. Stainless steel and aluminum material. Mounting hardware included.

**Bulletin:** DCOMY

| Catalog Number | Description   |
|----------------|---------------|
| EDSK           | Door Stop Kit |

### Handle Options



Handle Options can be padlocked for added security. Kit includes handle and mounting hardware. Install using existing enclosure cam.

**Bulletin:** A80, DCOMY, DWS12

| Catalog Number | Description                                 |
|----------------|---------------------------------------------|
| ELHP           | Padlocking L-Handle                         |
| EPL4           | Padlocking quarter-turn with key            |
| DL36           | Locking wing nut with 2 keys, silver finish |
| PTL36B         | Keylocking wing knob, black finish          |

### Clip Nut Package



Twenty plated clip nuts fit all rack-mounting angles with .281-in. (7-mm) diameter holes (through-hole type).

**Bulletin:** A80, X20

| Catalog Number | Description          | Pkg. Qty. | Fits                         |
|----------------|----------------------|-----------|------------------------------|
| AN1032         | Clip Nut 10-32       | 20        | .281-diameter mounting holes |
| ANM5           | Clip Nut M5 (Metric) | 20        | .281-diameter mounting holes |

### Screw Package




Screws attach rack panels and rack-mounted equipment to rack-mounting angles.

**Bulletin:** A80, DACCY, X20

| Catalog Number | Description                            |
|----------------|----------------------------------------|
| AS1032         | Screw 10-32 x 5/8 (package of 20)      |
| AS1032250      | Screw 10-32 x 5/8 (package of 250)     |
| ASM5           | M5 x 12 mm combo head, (package of 20) |

### Pole-Mount Kit



Use to mount CONCEPT®, Networking and wall-mount enclosures to poles of various sizes and shapes. Simply attach the plated steel channel bar to the mounting holes at the back of the enclosure and wrap the stainless steel strap around the pole and through the bar. Kit includes two mounting channels, two straps suitable for 3-in. (76-mm) to 12-in. (305-mm) diameter pole and mounting hardware.

**Bulletin:** CWY

| Catalog Number | Fits Enclosure (in.) | Fits Enclosure (mm) |
|----------------|----------------------|---------------------|
| CPMK12         | when B = 12.00       | when B = 305        |
| CPMK16         | when B = 16.00       | when B = 406        |
| CPMK20         | when B = 20.00       | when B = 508        |
| CPMK24         | when B = 24.00       | when B = 610        |
| CPMK30         | when B = 30.00       | when B = 762        |