

## PROLINE® Cabinet Cable Managers

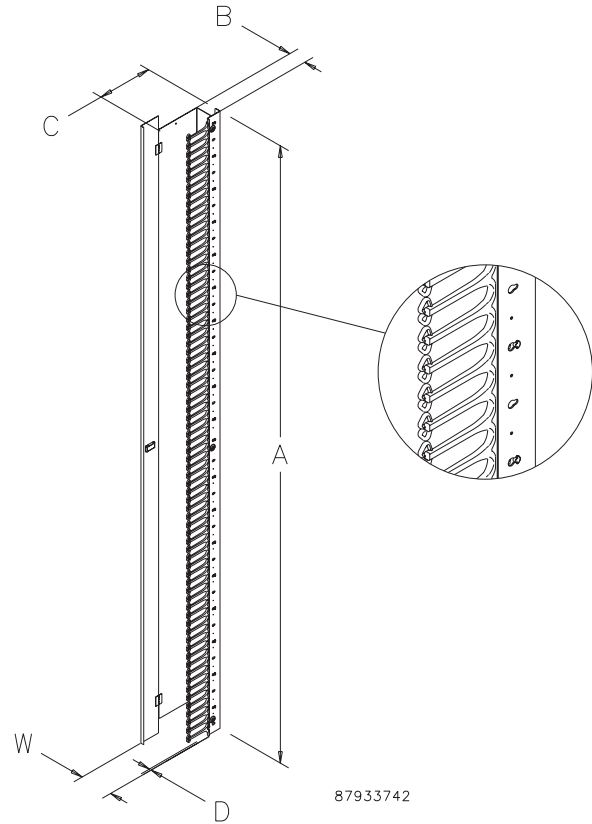
### PROLINE® CABLETEK™ Vertical Cable Manager



For routing and bundling cable inside 700- and 800-mm wide PROLINE® cabinets. Variety of sizes provide mounting flexibility. Mounts between frame and rack angle so equipment can be centered or aligned on one side. Replaces reducing brackets that bridge space between cabinet and equipment and allows front-to-back adjustment of rack angles. Latching hinged door on front conceals wiring yet allows easy access. Movable plastic spools or fingers help manage cables. 14 and 16 gauge steel with RAL 9005 black polyester powder paint finish.

Bulletin: DPY

Catalog Number	AxBxC mm/in.	D mm/in.	W mm/in.	Fits Cabinet Height
PVF127	1067 x 50 x 222	13	85	1200
	42.02 x 1.97 x 8.75	.50	3.36	
PVF128	1067 x 100 x 222	13	135	1200
	42.02 x 3.94 x 8.75	.50	5.33	
PVF207	1867 x 50 x 222	13	85	2000
	73.52 x 1.97 x 8.75	.50	3.36	
PVF208	1867 x 100 x 222	13	135	2000
	73.52 x 3.94 x 8.75	.50	5.33	



87933742

### PROLINE® CABLETEK™ Reducing Brackets



Fingers separate, support and manage cable. Bracket mounts on either left or right side of 700- and 800-mm cabinets between the frame and the rack angle to create vertical wiring space. Bracket has RAL 9005 black polyester powder paint finish. Fingers are molded black plastic. Mounting hardware included.

**NOTE:** Refer to the table below to calculate the number of reducing brackets required.

Bulletin: DPY

Catalog Number	Height mm/in.	Width mm/in.	Fits Cabinet Height mm/in.
PRBF125	1091	50	1200
	42.97	1.91	
PRBF1210	1091	100	1200
	42.97	3.88	
PRBF205	1892	50	2000
	74.47	1.91	
PRBF2010	1892	100	2000
	74.47	3.88	

#### Number of reducing brackets required to accommodate 19- and 23-in. equipment in different cabinet widths

Nominal Bracket Width	No. of Reducing Brackets (19 in. equipment)	No. of Reducing Brackets (23 in. equipment)
50	2	—
700	—	2
		800
100	1	—
700	—	1
		800

Support finger reducing brackets required to accommodate 19-in. and 23-in. equipment in different cabinet widths.

PROLINE® Cabinet Cable Managers

PROLINE® Tie-Down Reducing Bracket



Provides convenient tie down for vertical or horizontal cable management. Allows front-to-back cable pass through. Supports optional D-Rings and wire management spools. Bracket mounts on either left or right side of 700- and 800-mm cabinets between the frame and the rack angle to create vertical wiring space. Bracket has RAL 9005 black polyester powder paint finish. Mounting hardware and 10 VELCRO® Cable Wraps included.

NOTE: Refer to the table below to calculate the number of reducing brackets required.

VELCRO is a trademark of VELCRO Industries B.V.

Bulletin: DPY

Catalog Number	Height mm/in.	Width mm/in.	Fits Cabinet Height mm/in.
PRBTD125	1091	50	1200
	42.97	1.91	
PRBTD1210	1091	100	1200
	42.97	3.88	
PRBTD205	1892	50	2000
	74.47	1.91	
PRBTD2010	1892	100	2000
	74.47	3.88	

Number of reducing brackets required to accommodate 19- and 23-in. equipment in different cabinet widths

Nominal Bracket Width	No. of Brackets (19 in. equipment)	No. of Brackets (23 in. equipment)
50	2	—
		700
50	—	2
		800
100	1	—
		700
100	—	1
		800

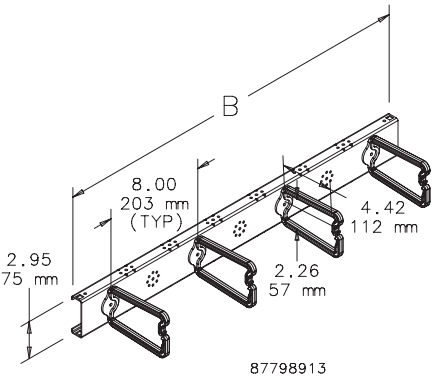
Front-to-Back D-Ring Bracket



Manages cable routed between front and back of cabinet. Can be used with optional Universal D-Ring Brackets or Transition Brackets for increased flexibility in managing cables. Mounts to PROLINE frame. Secures cable with D-Rings that snap open and closed for secure routing with easy access for wiring changes. D-Rings can be oriented for vertical, front-to-back or side-to-side cable management. RAL 9005 black polyester paint finish. Includes D-Rings and mounting hardware.

Bulletin: DPY

Catalog Number	Number of D-Rings	B mm/in.	Fits Enclosure Depth mm/in.
PFBDR8	3	640	800
		25.20	31.50
PFBDR9	3	740	900
		29.13	35.43
PFBDR10	4	840	1000
		33.07	39.37
PFBDR11	5	940	1100
		37.01	43.31
PFBDR12	5	1040	1200
		40.95	47.24



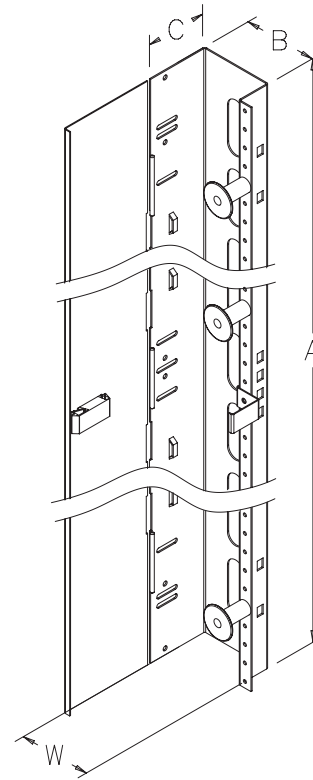
## PROLINE® Cabinet Cable Managers

### Vertical Cable Manager for 700- and 800-mm Wide Cabinets



For routing and bundling cable inside 700- and 800-mm wide PROLINE® cabinets. Variety of sizes provides mounting flexibility. Mounts between frame and rack angle so equipment can be centered or aligned on one side. Replaces reducing brackets that bridge space between cabinet and equipment and allows front-to-back adjustment of rack angles. Latching hinged door on front conceals wiring yet allows easy access. Movable plastic spools help manage cables. 14 and 16 gauge steel with RAL 9005 black polyester powder paint finish.

Bulletin: DPY



87565219

#### Standard Product

Catalog Number	AxBxC mm	AxBxC in.	W (mm)	W (in.)	Fits Cabinet Height (mm)
PVCM167	1467 x 50 x 98	57.77 x 1.97 x 3.87	85	3.36	1600
PVCM168	1467 x 100 x 98	57.77 x 3.94 x 3.87	135	5.33	1600
PVCM187	1690 x 50 x 98	66.52 x 1.97 x 3.87	85	3.36	1800
PVCM188	1690 x 100 x 98	66.52 x 3.94 x 3.87	135	5.33	1800
PVCM207	1867 x 50 x 98	73.52 x 1.97 x 3.87	85	3.36	2000
PVCM208	1867 x 100 x 98	73.52 x 3.94 x 3.87	135	5.33	2000
PVCM227	2090 x 50 x 98	82.27 x 1.97 x 3.87	85	3.36	2200
PVCM228	2090 x 100 x 98	82.27 x 3.94 x 3.87	135	5.33	2200
PVCMX127	1067 x 50 x 159	42.02 x 1.97 x 6.27	85	3.36	1200/2200
PVCMX128	1067 x 100 x 159	42.02 x 3.94 x 6.27	135	5.33	1200/2200
PVCMX207	1867 x 50 x 159	73.52 x 1.97 x 6.27	85	3.36	2000
PVCMX208	1867 x 100 x 159	73.52 x 3.94 x 6.27	135	5.33	2000


Use the "Cable Managers by Width" table to determine the number of cable managers required for different combinations of cable manager, cabinet and equipment widths.

#### Cable Manager by Width

Cable Manager Width (B) (mm)	Cabinet Width (mm)	No. of Cable Managers (19 in. equipment)	No. of Cable Managers (23 in. equipment)
50	700	2	—
50	800	—	2
100	700	1	—
100	800	2	1

PROLINE® Cabinet Cable Managers

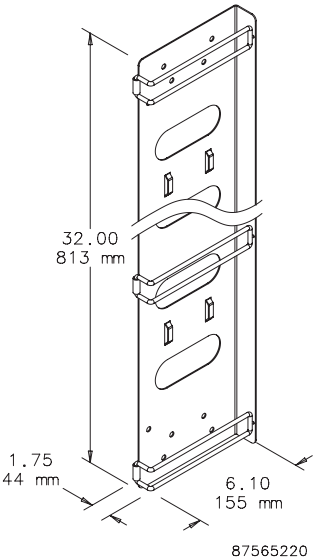
Vertical Cable Manager I



For routing and bundling cable inside cabinets. Stack two units for full vertical runway on 1800-mm or taller enclosures. Wireform gate hinges open to ease wire routing. Mounts to grid strap or frame in front of rack angles. Narrow profile does not interfere with 19-in. equipment in 600-mm wide enclosures. 16 gauge steel with RAL 9005 black polyester powder paint finish.

Bulletin: DPY

Catalog Number	Description
PVCM1	Vertical Cable Manager 1



Vertical Tie-Down Cable Manager

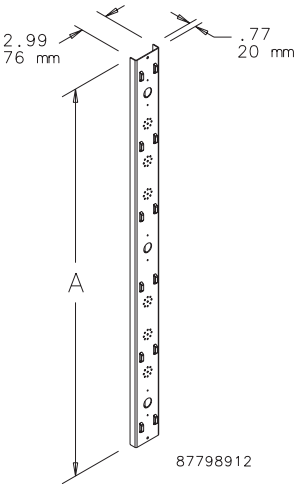


This one-piece cable manager provides mounting holes for D-Rings, spools, universal transition brackets and other accessories (order separately). RAL 9005 black polyester powder paint finish. Includes hardware for mounting to strut and 10 VELCRO® Cable Wraps for fastening cable.

VELCRO is a trademark of VELCRO Industries B.V.

Bulletin: DPY

Catalog Number	A mm/in.	Fits Cabinet Height mm/in.
PVCMTD12	1091 42.97	1200
PVCMTD20	1892 74.47	2000



## PROLINE® Cabinet Cable Managers

### Basket Tray



The Basket Tray mounts horizontally left-to-right in the PROLINE® frame. It can be installed either at the bottom of the frame or to the mounting strut and can provide an internal cable runway in a row of cabinets. Large 51 x 102-mm (2 x 4-in.) mesh allows cable installers to route cables in or out at any point. Made of plated high strength steel wire. Includes mounting hardware.

**Bulletin:** DPY

Catalog Number	Basket Size mm/in.	Fits Cabinet Width mm/in.
PBTB6	51 x 457	600
	2.00 x 18.00	23.62
PBTB7	51 x 457	700
	2.00 x 18.00	27.56

### Universal Power Strip Bracket



This bracket fits in the corner of the frame of all PROLINE® cabinets and facilitates mounting a variety of power strips.

**Bulletin:** DACCY

Catalog Number	Description
EPDUBK	Universal Power Strip Bracket fits all PROLINE cabinets

### Horizontal Cable Trough



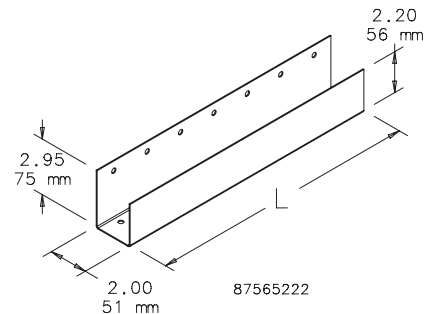
For routing cable front-to-back in a server or data cabinet. Mounts to side or top of 1- or 3-row grid strap. Can also mount directly to mounting channels with APSM6CN Mounting Kit. Multiple units can be used together. 16 gauge steel with RAL 9005 black polyester powder paint finish.

**Bulletin:** DPY

Catalog Number	Description	L (mm)	L (in.)
PHCT1	Horizontal Cable Trough	200	7.87

Catalog Number	Description	L (mm)	L (in.)
PHCT2	Horizontal Cable Trough	350	13.78
PHCT3	Horizontal Cable Trough	500	19.69
PHCT4	Horizontal Cable Trough	650	25.59

Order APSM6CN Mounting Kit separately for channel mounting.



PROLINE® Cabinet Cable Managers

Strut Cable Rings



Cable Ring snaps into the strut for easy installation. Can be positioned vertically or horizontally. Ring snaps open and closed to easily position cables. It can be drawn down to snugly bundle cables. Made of durable black plastic. Easy to install and add cable at any time.

Bulletin: DACCY

Catalog Number	Description	Adj. Range mm/in.	Capacity at Max. Size	Pkg. Qty.
ECM2S10	2-in. Strut Cable Ring	44-25 1.75-1.00	26 CAT 6 cables	10
ECM4S10	4-in. Strut Cable Ring	1224-64 3.75-2.50	120 CAT 6 cables	10

Frame Tie-Down Bracket



The PROLINE® Frame VELCRO® Tie-Down Bracket provides an easy means to secure and bundle cables using any of the frame’s rectangular holes. The bracket can be positioned parallel or perpendicular to the frame and needs no tools to install—just push into any hole and twist to fasten. Proper bend radius is easily maintained with the flexible Velcro tie-down, plus it provides easy initial and future cable installations. Bracket is made of a durable plastic. Both tie-down and bracket are black.

VELCRO is a trademark of VELCRO Industries B.V.

Bulletin: DPY

Catalog Number	Description	Capacity at Max. Size	Pkg. Qty.
PCMFTD10	10-in. Velcro™ tie downs	55 CAT 6 cables	10

Cable and PDU Manager



PROLINE® combination vertical cable manager provides increased versatility for power and cable management for 2000-mm tall frames. Tool-less mounting with key hole slots accept many vertical PDUs (APC, Geist, etc.). Flush arrowhead cutouts provide convenient cable manager tie-down points. Hardware and ten VELCRO® cable wraps included. Finished with RAL 9005 black polyester powder finish. VELCRO is a trademark of Velcro Industries B.V.

Bulletin: DPY

Catalog Number	AxBxC mm/in.	Fits Height
PVCPM20	1892 x 76 x 19 74.47 x 3.00 x 0.75	2000 mm