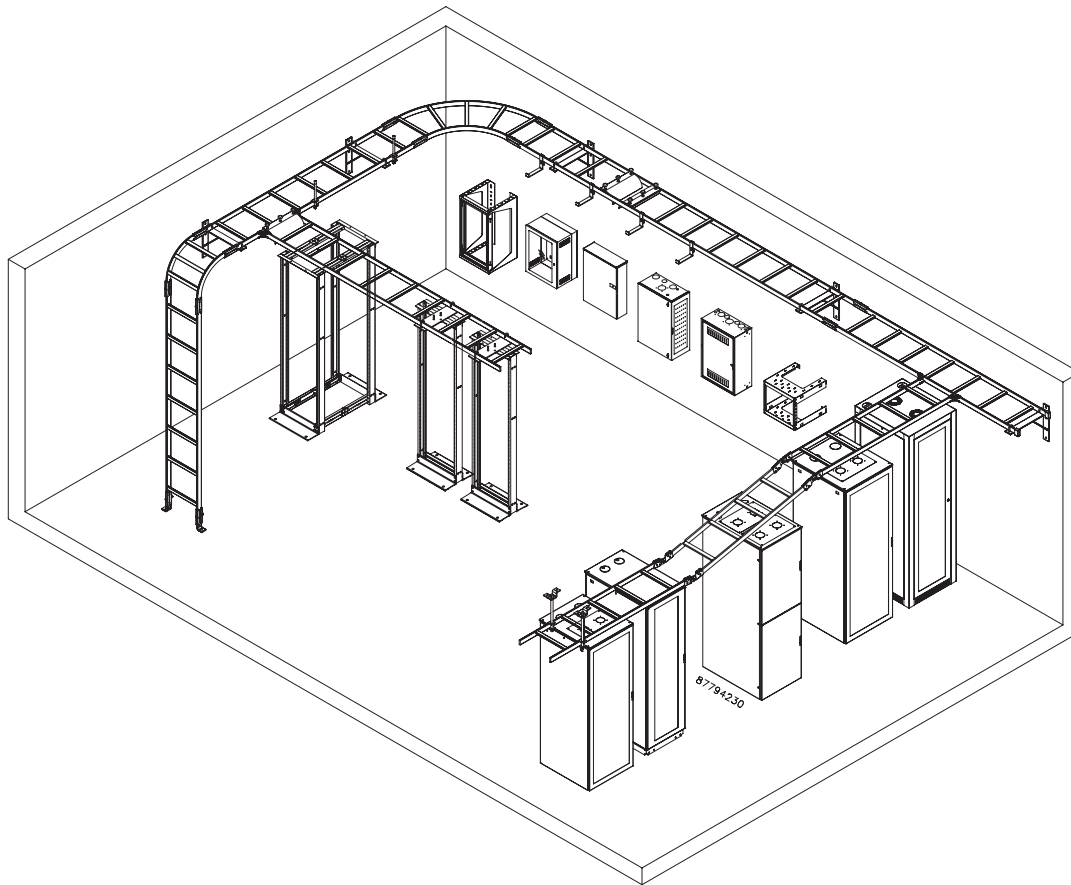


## Ladder Rack System



### Industry Standards

#### Painted and Plated Straight Sections:

UL/cULus Classified for Equipment Grounding and Load; File No. E236414

#### Curved Sections and Splice Kits:

UL/cULus Classified for Equipment Grounding; File No. E236414

#### cULus Bonding & Grounding

- Classified as suitable for an equipment ground conductor
  - CSA C22.2 No. 126.1-02 Section 5.2.8 Load Destruction Test
- Two grounding jumper kits required per each splice kit on painted ladder rack sections

#### cULus Load Testing

- Load capacity per 10 support lengths is 369.2 lb.; safety factor of 1.5X
  - CSA C22.2 No. 126.1-02 Section 5.1 Electrical Continuity Test

### Application

The Ladder Rack System conveniently routes cables via a modular pathway through unused space on the floor, wall or ceiling while keeping cables accessible for easy maintenance. A variety of straight and curved sections are highly adaptable and can accommodate virtually any room layout.

### Features

- Section cross members welded on 9-in. (229-mm) centers
- Accessory adjustable cross members
- Butt-splice kits and junction-splice kits
- Each model is boxed or bagged

### Specifications

- Straight and curved sections made of 1-1/2-in. steel
- Sections available in 6-, 12-, 18- and 24-in. (152-, 305-, 457- and 610-mm) widths
- Steel connecting and mounting hardware

### Finish

Available in three finishes:

- ANSI 61 gray polyester powder paint
- RAL 9005 black polyester powder paint
- Plated

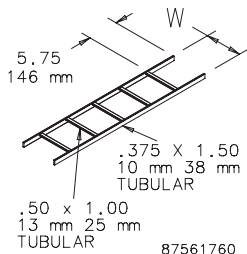
### Accessories

Touch-up Paint



## Cable Runway System and Accessories

### Ladder Rack Straight Sections (cULus Classified)

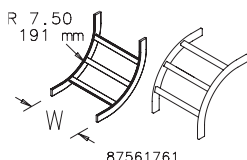


Supports cable on straight runs. Made of 1-1/2 in. x 3/8 in. (38 mm x 8 mm) 16 gauge tubular steel with a painted or plated finish. Nominal installed length is 10 ft. (3.05 m). Each section is 9 ft. 11-1/2 in. (3.03 m) long with cross members welded at 9-in. (229-mm) intervals.

**Bulletin:** DCR

Catalog Number	Finish	W (in.)	W (mm)
LSS6G	Gray	6.00	152
LSS6BLK	Black	6.00	152
LSS6GZ	Plated	6.00	152
LSS12G	Gray	12.00	305
LSS12BLK	Black	12.00	305
LSS12GZ	Plated	12.00	305
LSS18G	Gray	18.00	457
LSS18BLK	Black	18.00	457
LSS18GZ	Plated	18.00	457
LSS24BLK	Black	24.00	610

### Ladder Rack Curved Sections (cULus Classified)

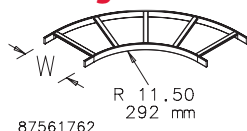


Provide a vertical change in direction. They are made of 1-1/2 in. x 3/8 in. (38 mm x 8 mm) tubular steel with a painted or plated finish. Cross members are welded on the inside (inside bends) or outside (outside bends) of the section. Connect to straight section with butt-splice kits. Designed for category 5e, 6, 6A and fiber optic cable.

**Bulletin:** DCR

Catalog Number	Finish	Vertical Bend Type	W (in.)	W (mm)
LIB6G	Gray	Inside	6.00	152
LIB6BLK	Black	Inside	6.00	152
LIB6GZ	Plated	Inside	6.00	152
LIB12G	Gray	Inside	12.00	305
LIB12BLK	Black	Inside	12.00	305
LIB12GZ	Plated	Inside	12.00	305
LIB18G	Gray	Inside	18.00	457
LIB18BLK	Black	Inside	18.00	457
LIB18GZ	Plated	Inside	18.00	457
LIB24BLK	Black	Inside	24.00	610
LOB6G	Gray	Outside	6.00	152
LOB6BLK	Black	Outside	6.00	152
LOB6GZ	Plated	Outside	6.00	152
LOB12G	Gray	Outside	12.00	305
LOB12BLK	Black	Outside	12.00	305
LOB12GZ	Plated	Outside	12.00	305
LOB18G	Gray	Outside	18.00	457
LOB18BLK	Black	Outside	18.00	457
LOB18GZ	Plated	Outside	18.00	457
LOB24BLK	Black	Outside	24.00	610

### 90-Degree Horizontal E-Bend Section (cULus Classified)

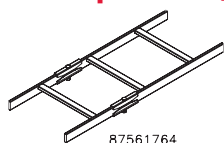


Provide a 90-degree horizontal change in cable runway direction. Made of 1-1/2 in. x 3/8 in. (38 mm x 8 mm) tubular steel with a painted or plated finish. Connect to straight sections with butt-splice kits. Designed for category 5e, 6, 6A and fiber optic cable.

**Bulletin:** DCR

Catalog Number	Finish	W (in.)	W (mm)
L90HB12G	Gray	12.00	305
L90HB12BLK	Black	12.00	305
L90HB12GZ	Plated	12.00	305
L90HB18G	Gray	18.00	457
L90HB18BLK	Black	18.00	457
L90HB18GZ	Plated	18.00	457
L90HB24BLK	Black	24.00	610

### Butt-Splice Kit (cULus Classified)

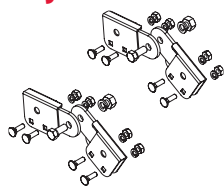


Joins straight ladder rack sections, inside and outside bends, and 90-degree horizontal e-bends. Each kit connects one section to another. Includes mounting hardware.

**Bulletin:** DCR

Catalog Number	Finish	Kit Qty.
LBSKG	Gray	2
LBSKB	Black	2
LBSK	Plated	2

### Adjustable Butt-Splice Kit (cULus Classified)



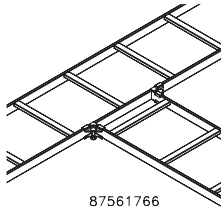
Provides a change in up-and-down direction of the cable runway. It can be adjusted to any angle from 0 to 90 degrees. Made of steel with a painted or plated finish. Each kit connects one ladder rack section to another. Includes mounting hardware.

**Bulletin:** DCR

Catalog Number	Finish	Kit Qty.
LABSKG	Gray	2
LABSKB	Black	2
LABSK	Plated	2

## Cable Runway System and Accessories

### Junction Splice Kit (cULus Classified)



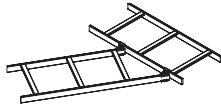
87561766

Connects two straight ladder rack sections at a 90-degree angle. Made of steel with a painted or plated finish. Each kit connects one section to another. Includes mounting hardware.

**Bulletin: DCR**

Catalog Number	Finish	Kit Qty.
LJSKG	Gray	2
LJSKB	Black	2
LJSK	Plated	2

### Adjustable Junction Splice Kit (cULus Classified)



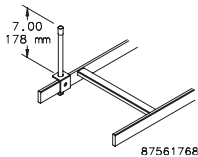
87561767

Connects two ladder rack sections at any junction angle. Made of steel with a painted or plated finish. Each kit connects one section to another. Includes mounting hardware.

**Bulletin: DCR**

Catalog Number	Finish	Kit Qty.
LAJSKG	Gray	2
LAJSKB	Black	2
LAJSK	Plated	2

### Retaining Post Kit



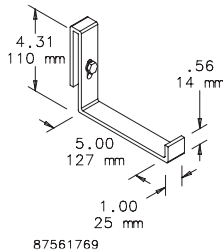
87561768

Provides extra ladder rack capacity. Mounts onto rack side stringer. Post is unthreaded 1/2-in. tube. Kit components are plated steel. Includes post cap and mounting hardware.

**Bulletin: DCR**

Catalog Number	Finish	Kit Qty.
LRP	Plated	1
LRPB	Black	1

### L-Bracket Kit



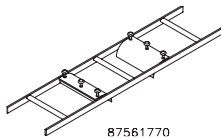
87561769

The L-Bracket Kit supports power or other cables that need to be separated from the main cable run. Made of steel with a painted or plated finish. Mounts onto ladder rack stringer. Includes mounting hardware.

**Bulletin: DCR**

Catalog Number	Finish	Kit Qty.
LLBG	Gray	1
LLBB	Black	1
LLB	Plated	1

### Radius Drop Kit



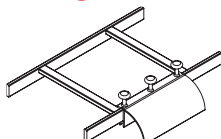
87561770

Mounts over ladder rack cross member to provide bending radius when dropping cable. Includes cable spools to separate cable and all mounting hardware. Made of extruded aluminum.

**Bulletin: DCR**

Catalog Number	Finish	Cable Runway Width (in.)	Cable Runway Width (mm)	Kit Qty.
LRD6G	Gray	6.00	152	1
LRD6BLK	Black	6.00	152	1
LRD12G	Gray	12.00	305	1
LRD12BLK	Black	12.00	305	1
LRD18G	Gray	18.00	457	1
LRD18BLK	Black	18.00	457	1
LRD24BLK	Black	24.00	610	1

### Stringer Radius Drop Kit



87561771

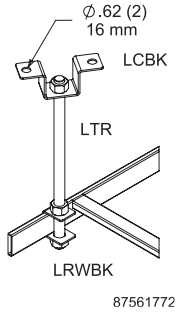
Mounts over ladder rack stringer to provide bending radius when dropping cable. Includes cable spools to separate cable and all mounting hardware. Made of extruded aluminum.

**Bulletin: DCR**

Catalog Number	Finish	Kit Qty.
LSRDG	Gray	1
LSRDBLK	Black	1

## Cable Runway System and Accessories

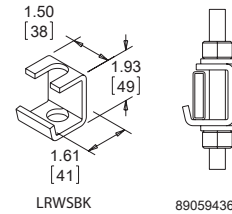
### Ceiling Support Kit



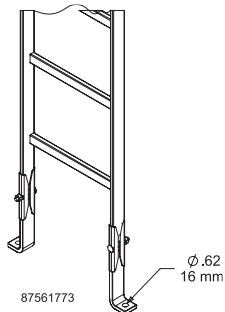
Supports ladder rack from ceiling. Components available separately or as a kit. Six-foot-long, 5/8-in. diameter rod is threaded for easy tension adjustment. Made of plated steel. Requires surface mounting hardware (not included).

**Bulletin:** DCR

Catalog Number	Finish	Description	Kit Qty.
<b>LCK</b>	Plated	Kit includes one each: - LTR Threaded Rod - 5/8-in. nuts (4) - LRWBK Rack Runway Bracket - LCBK Ceiling Bracket	1
<b>LTR</b>	Plated	5/8-in. x 6-ft. Threaded Rod	1
<b>LRWBK</b>	Plated	Rack Runway Brackets (10) 5/8-in. nuts (20)	1
<b>LRWBKB</b>	Black	Rack Runway Brackets (10) 5/8-in. nuts (20)	1
<b>LCBK</b>	Plated	Ceiling Brackets (10) 5/8-in nuts (20)	1
<b>LCBKB</b>	Black	Ceiling Brackets (10) 5/8-in nuts (20)	1
<b>LRWSBK</b>	Plated	Rack-to-Runway Brackets (10) Slip-On 5/8 in. nuts (2)	1
<b>LRWSBKB</b>	Black	Rack-to-Runway Brackets (10) Slip-On 5/8 in. nuts (2)	1



### Foot Kit

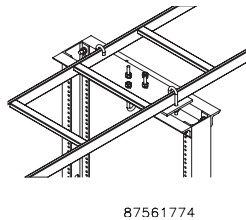


Secures ladder rack to floor, ceiling or wall. Made of steel with a painted or plated finish. One kit secures one ladder rack section. Requires surface mounting hardware (not included).

**Bulletin:** DCR

Catalog Number	Finish	Kit Qty.
<b>LFKG</b>	Gray	2
<b>LFKB</b>	Black	2
<b>LFK</b>	Plated	2

### Rack-to-Runway Mounting Plate Kit



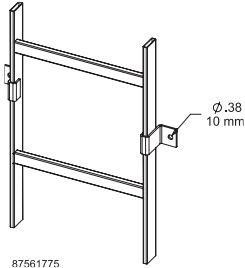
Secures ladder rack to the top of equipment racks. Made of steel with a painted or plated finish. The plate is designed for mounting either parallel or perpendicular to the rack. Includes mounting hardware.

**Bulletin:** DCR

Catalog Number	Fits Ladder		Kit Qty.
	Width	Finish	
<b>LRRMPG</b>	6, 12	Gray	1
<b>LRRMPBLK</b>	6, 12	Black	1
<b>LRRMPGZ</b>	6, 12	Plated	1
<b>LRRMPG18</b>	12, 18	Gray	1
<b>LRRMPBLK18</b>	12, 18	Black	1
<b>LRRMPGZ18</b>	12, 18	Plated	1
<b>LRRMPBLK24</b>	18, 24	Black	1

## Cable Runway System and Accessories

### Vertical Wall Bracket



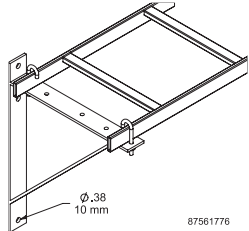
87561775

Secures ladder rack section to wall or other flat surface. Made of steel with a painted or plated finish. Requires surface mounting hardware (not included).

**Bulletin: DCR**

Catalog Number	Finish	Kit Qty.
LVWBG	Gray	2
LVWBB	Black	2
LVWB	Plated	2

### Triangle Support Bracket Kit



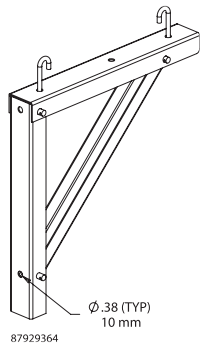
87561776

Supports ladder rack from wall. Bracket is made of steel with painted or plated finish. Brackets have predrilled mounting holes for two sizes of ladder rack. Includes one J-Bolt Kit.

**Bulletin: DCR**

Catalog Number	A in.	A mm	Finish	Fits Cable Runway	Kit Qty.
LTSB12G	0.00		Gray	6, 12	1
LTSB12BLK	0.00		Black	6, 12	1
LTSB12GZ	0.00		Plated	6, 12	1
LTSB18G	0.00		Gray	12, 18	1
LTSB18BLK	0.00		Black	12, 18	1
LTSB18GZ	0.00		Plated	12, 18	1
LTSB24BLK	24.00	610	Black	12, 18, 24	1

### Modular Triangle Support Bracket Kit



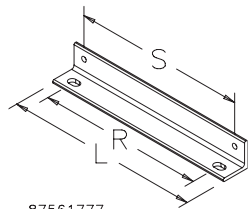
87929364

Secures and supports ladder rack to wall. Design features three bracket support arms that easily attach to each other with quick-release pins and fold down to ease assembly. Each model accommodates two ladder rack widths. Kit includes one modular bracket assembly, three quick-release pins and two J-bolts with washers and nuts. Bracket made of painted steel with plated hardware.

**Bulletin: DCR**

Catalog Number	Finish	Fits Cable Runway	Kit Qty.
LMTSB12B	Black	6, 12	1
LMTSB18B	Black	12, 18	1
LMTSB24B	Black	18, 24	1

### Wall Angle Support



87561777

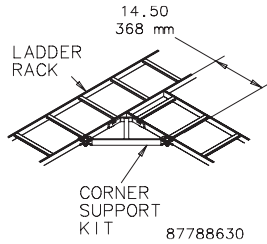
Supports ladder rack from wall or other flat surface. Made of 2-in. x 2-in. 10 gauge steel angle with painted or plated finish. Includes two J-bolts, nuts and screws.

**Bulletin: DCR**

Catalog Number	Finish	L in./mm	R in./mm	S in./mm	Kit Qty.
LWASK6G	Gray	8.00	6.00	6.38	1
		203	152	162	
LWASK6BLK	Black	8.00	6.00	6.38	1
		203	152	162	
LWASK6GZ	Plated	8.00	6.00	6.38	1
		203	152	162	
LWASK12G	Gray	14.00	12.00	12.38	1
		356	305	314	
LWASK12BLK	Black	14.00	12.00	12.38	1
		356	305	314	
LWASK12GZ	Plated	14.00	12.00	12.38	1
		356	305	314	
LWASK18G	Gray	20.00	18.00	18.38	1
		508	457	467	
LWASK18BLK	Black	20.00	18.00	18.38	1
		508	457	467	
LWASK18GZ	Plated	20.00	18.00	18.38	1
		508	457	467	
LWASK24BLK	Black	26.00	24.00	24.38	1
		660	610	619	

## Cable Runway System and Accessories

### Corner Support Bracket Kit

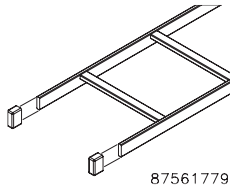


Provides additional support for 90-degree ladder rack junction. Made of steel with a painted or plated finish.

**Bulletin:** DCR

Catalog Number	Finish	Kit Qty.
LCSKG	Gray	1
LCSKB	Black	1
LCSK	Plated	1

### End Cap Kit

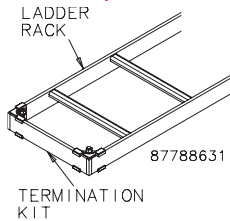


Provides protective covering for ends of ladder rack. Made of black vinyl.

**Bulletin:** DCR

Catalog Number	Kit Qty.
LEC	2

### Runway Termination Kit

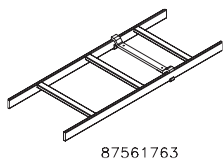


Provides a solid termination when the last section of ladder rack ends away from a wall. Made of steel with a painted or plated finish.

**Bulletin:** DCR

Catalog Number	Finish	Fits Cable Runway	Kit Qty.
LRTK12G	Gray	12	1
LRTK12B	Black	12	1
LRTK12	Plated	12	1
LRTK18G	Gray	18	1
LRTK18B	Black	18	1
LRTK18	Plated	18	1
LRTK24B	Black	24	1

### Movable Cross Member

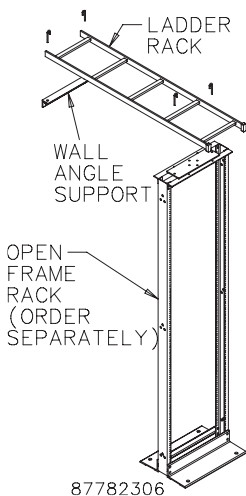


Supports cable at drop locations between welded cross members. Made of steel with a painted or plated finish. For maximum cable protection, use with radius drop kit. Includes hardware for secure mounting to ladder rack stringers.

**Bulletin:** DCR

Catalog Number	Finish	W (in.)	W (mm)	Kit Qty.
LMCM12G	Gray	12.00	305	1
LMCM12BLK	Black	12.00	305	1
LMCM12GZ	Plated	12.00	305	1
LMCM18G	Gray	18.00	457	1
LMCM18BLK	Black	18.00	457	1
LMCM18GZ	Plated	18.00	457	1
LMCM24BLK	Black	24.00	610	1

### Rack-to-Wall Kit



Includes one section of straight ladder rack (cULus Classified) and everything needed to fasten the ladder section to an open frame rack and to the wall. Ladder is 54-in. (1372-mm) long by 12-in. (305-mm) wide. All parts have a black painted finish. Order open frame rack separately.

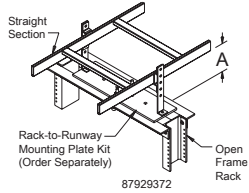
**Bulletin:** DOFR2

Catalog Number	Description
E45RUBKIT	Each Rack-to-Wall Kit includes one: - LSS12BLK [54-in. (1372-mm) long] Ladder Rack* - LWASK12BLK Wall Angle Support with j-bolts - LRRMPBLK Rack-to-Runway Mounting Kit - LEC End Cap Kit

\* Ladder Rack is cULus Classified

## Cable Runway System and Accessories

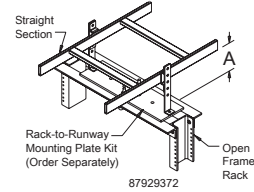
### Runway Elevation Kit



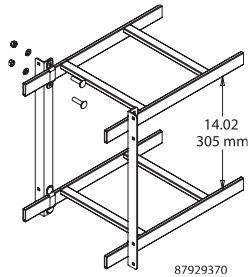
Elevates ladder rack 3 or 6 in. (76 or 152 mm) above rack-to-ladder mounting plate. Use on any width ladder rack. Kit includes two brackets and all mounting hardware. Made of heavy plated steel.

**Bulletin: DCR**

Catalog Number	A (in.)	A (mm)	Finish	Kit Qty.
LEK3	3.00	76	Plated	1
LEK3B	3.00	76	Black	1
LEK6	6.00	152	Plated	1
LEK6B	6.00	152	Black	1
LEK12	12.00	305	Plated	1
LEK12B	12.00	305	Black	1



### Runway Overhead 12-in. Stack Kit

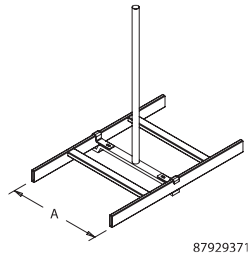


Allows stacking any width of ladder rack runways 12 in. (305 mm) above each other. Each kit contains two complete stacking brackets with all necessary hardware. Use one kit at least every 5 ft. (1.5 m). Brackets and fasteners made of plated steel.

**Bulletin: DCR**

Catalog Number	Finish	Includes	Kit Qty.
LST12	Plated	2 brackets and hardware	1
LST12B	Black	2 brackets and hardware	1

### Runway Center Support Kit

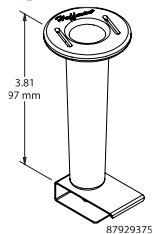


Threaded rod and bracket supports center of ladder rack from ceiling. Kit includes heavy-duty ladder rack cross member, 5/8-in. threaded rod, two J-bolts, protected sleeve and 5/8-in. nut. Use one kit at least every 5 ft. (1.5 m). Made of plated steel.

**Bulletin: DCR**

Catalog Number	Finish	Fits Cable	
		Runway	Kit Qty.
LCSK6	Plated	6	1
LCSK12	Plated	12	1
LCSK18	Plated	18	1
LCSK24	Plated	24	1

### Spool Divider Kit



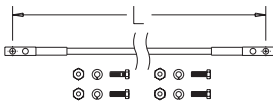
Spools separate cables to improve cable management and to control cable-to-cable distances. Spool and bracket attach to ladder rack cross member and can be located anywhere across the width. Kit includes ten 4-in.-tall spools, brackets and all necessary hardware. Spool made of black plastic and bracket made of plated steel.

**Bulletin: DCR**

Catalog Number	Finish	Kit Includes
LCRDSK	Black plastic spool; plated steel bracket	10 spools, 10 brackets and mounting hardware

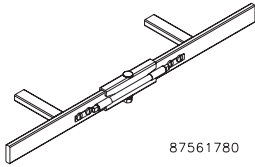
## Cable Runway System and Accessories

### Insulated Ground Jumper Kit



Fastens across splices to provide a secure ground between sections of ladder rack. Made of #6 AWG x 7 strand wire with green THW insulation and two-hole compression lugs mounted on each end. Includes fasteners.

Bulletin: DBG

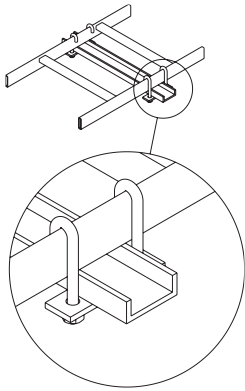


87561780

Catalog Number	Conductor Type	L in./mm
DGJ	#6-7 Stranded	12.00 305

cULus requires 2 kits per splice on all painted ladder sections

### J-Bolt Kit

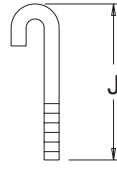


Connects ladder rack to top of cabinet or to auxiliary support channel. Each kit includes two J-bolts and makes one support connection. Kit components are plated steel. Includes mounting hardware.

Each kit contains:  
 (2) J-Bolts, 5/16 in.  
 (2) Nuts, 5/16 in.  
 (2) Washers, 5/16 in.  
 (2) Lock Washers, 5/16 in.  
 (1) Plate

Bulletin: DCR

Catalog Number	J (in.)	J (mm)	Finish
LJBK	3.5	89	Plated
LJBK5	5.00	127	Plated
LJBK6	6.00	152	Plated
LJBK7	7.00	178	Plated



89059437