

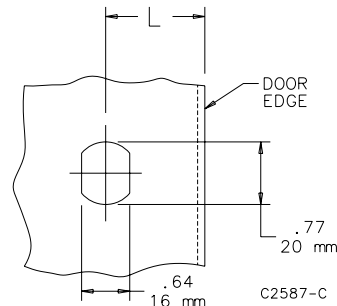
Lock Kit for Clamp Cover Junction Boxes



Designed for field installation in standard clamp-cover junction boxes. Includes complete installation instructions. One hole must be drilled or punched in the cover to receive the cylinder lock. Punches for Hoffman locks and latches are available from Greenlee Punches. For more information on Greenlee punches, go to <http://www.greenlee.texttron.com/>

Bulletin: A80

Catalog Number	L (in.)	L (mm)
ACLJIC	1.25	32



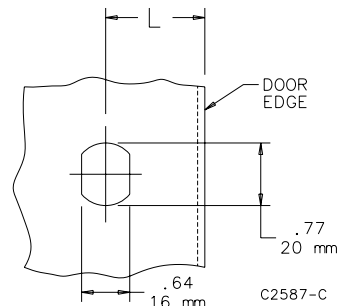
Lock Kit for Type 3R and 12 Enclosures



Designed for field installation in standard one-door Type 3R and 12 enclosures. Includes complete installation instructions. One hole must be drilled or punched in the door to receive the cylinder lock.

Bulletin: A80

Catalog Number	L, for NEMA 12 Enclosure in./mm	L, for Medium 3R Hinged-Cover Enclosure in./mm
ACLSN12	1.69	2.25
	43	57



Padlock Kit for Junction Boxes



Designed for field installation on standard LP, CH and CHNF junction boxes. Maintains water-tight and dust-tight seal. To install simply drill two holes in the cover and two holes in the body. Includes complete instructions. Padlock Kit is plated steel or Type 316 stainless steel.

Bulletin: A80

Catalog Number	Description
APLKJIC	Plated steel
APLKJIC6SS	Type 316 stainless steel

Replacement Keys



Fits PROLINE® Network Cabinet and Networking Wall-Mount Cabinet.

Bulletin: DACCY

Catalog Number	Key Code	Includes	Use with
E2233KEY	2233	2 Keys	PROLINE®, Net Series, D-BOX™, PC Cabinet, SOHO
E333KEY	333	2 Keys	ACCESSPLUS® II, L-BOX®

Lockouts

Safety Lockouts



Provide a means of using multiple padlocks on a secured power source. Catalog number ASL6C includes a 10.00-in. (254-mm) plated steel chain. Manufactured from 10 gauge steel with six station holes. Red finish. Overall length is 5.06 in. (128 mm) and padlock holes are .38-in. (10-mm) in diameter.

Bulletin: A80

Catalog Number	Description
ASL6	Without chain
ASL6C	With chain

Dual-Access Safety Lockouts



Provide a means of using two padlocks on a secured power source. Either padlock can be removed enabling power to be interrupted and enclosure accessed. Catalog number ASLDAC includes a 10.00-in. (254-mm) plated steel chain. Lockouts are manufactured from 10 gauge steel and finished in red. Padlock holes are .38-in. (10-mm) in diameter. Padlock is not included.

Bulletin: A80

Catalog Number	Description
ASLDA	Without chain
ASLDAC	With chain

Latches

T-Handle Latch and Keyed Cylinder Lock Kits



To install, simply remove the standard slotted latch and insert the kit. Complete installation instructions are furnished. Catalog number AL7A includes a Type L7 T handle and all hardware. Catalog number AL12AR includes a Type L12 cylinder lock, cam and all hardware. Latch and lock fit Type 1 enclosures and hinged-cover pull boxes.

Bulletin: A80

Catalog Number	Description
AL7A	T handle latch kit
AL12AR	Cylinder lock kit

Latch Kit for One-Door Type 12 Enclosures



Designed for field installation on most standard one-door Type 12 enclosures. These latch kits will not fit Hoffman disconnect, CONCEPT® or PROLINE® enclosures. Each kit includes a handle, latch, latch rods, adjustable rod guides and all hardware. The latch rods can be adjusted to maintain the proper gasket compression by relocating the pins in the rod guides. When the pin is removed, the latch rod can also be removed. These kits are available with a key locking handle, a non-locking handle or a padlocking handle. All openings through the door are gasketed to assure a complete seal. Ends of latch rods have rollers for easier door closing.

Bulletin: A80

Catalog Number	Handle Type	Opens	Description
AL36A	Padlock	Either Clockwise or Counterclockwise	1-point Latch kit
AL2A	Keylock	Clockwise	1-point Latch kit
AL2ACCW	Keylock	Counterclockwise	1-point Latch kit
AL3A	Non-Locking	Clockwise	1-point Latch kit
AL36BR	Padlock	Either Clockwise or Counterclockwise	3-point Latch Kit where A is 16, 20, 24 or 30 in.
AL2BR	Keylock	Clockwise	3-point Latch Kit where A is 16, 20, 24 or 30 in.
AL2BCCW	Keylock	Counterclockwise	3-point Latch Kit where A is 16, 20, 24 or 30 in.
AL3BR	Non-Locking	Clockwise	3-point Latch Kit where A is 16, 20, 24 or 30 in.
AL36CR	Padlock	Either Clockwise or Counterclockwise	3-point Latch kit where A is 36, 42 or 48 in.
AL2CR	Keylock	Clockwise	3-point Latch kit where A is 36, 42 or 48 in.
AL2CCCW	Keylock	Counterclockwise	3-point Latch kit where A is 36, 42 or 48 in.
AL3CR	Non-Locking	Clockwise	3-point Latch kit where A is 36, 42 or 48 in.
AL36DR	Padlock	Either Clockwise or Counterclockwise	3-point Latch kit where A is 60 or 72 in.
AL2DR	Keylock	Clockwise	3-point Latch kit where A is 60 or 72 in.
AL2DCCW	Keylock	Counterclockwise	3-point Latch kit where A is 60 or 72 in.
AL3DR	Non-Locking	Clockwise	3-point Latch kit where A is 60 or 72 in.

See price list for factory installation charges. A is enclosure height.

Latch Kits for Type 4 and 12 Enclosures



Top left to right: AL32, AL3S.
Bottom left to right: AL32Y,
AL35Y, AL31

Fits Type 4 and 12 enclosures which have external screw clamps. Requires only a quarter-turn (90 degrees) to open or close. An internal O-ring and external gasket assure a water-tight and dust-tight seal. Installation requires a hole punched or drilled in the door for each latch. Complete instructions are furnished. A square or triangular key is required for tamper-resistant latches. Latch is die-cast zinc with chrome finish.

Bulletin: A80

Catalog Number	Description
AL31	Slotted insert
AL32	7-mm square insert
AL32Y	Key for AL32
AL35	7-mm triangle insert
AL35Y	Key for AL35

Toggle Latch for Type 4 and 4X Floor-Mount and Free-Stand Enclosures



Provides quick access to Type 4 and 4X floor-mount and free-stand enclosures with clamps. The 3/8-16 threaded, stainless steel toggle latches replace the standard stainless steel bolts. Operation of the toggle releases the door clamp so the door can be opened without tools. Two Type 316 stainless steel toggle assemblies included.

Bulletin: A80

Catalog Number	Description
AFT44XSS	2 toggle latches

POWERGLIDE® Handles



Easy-to-install medium-size POWERGLIDE Handles fit into existing handle holes. They are available in clockwise and counter-clockwise non-defeater models and a clockwise defeater model. The clockwise defeater model includes door hardware for Bulletin A25 enclosures.

Bulletin: A80

Catalog Number	Description
AL55CW	Medium POWERGLIDE Handle - Clockwise Opening
AL55CCW	Medium POWERGLIDE Handle - Counter-Clockwise Opening
AL55CWD	Medium POWERGLIDE Handle - Clockwise Opening with Defeater and Door Hardware

Handle Kit




Non-metallic handle for small enclosures. Includes four rubber bumpers that mount on back of enclosure to protect exterior finish. All mounting hardware and complete installation instructions are provided.

Bulletin: A80

Catalog Number	Description
DHDLK	Handle kit

Handles



Attach to sides of enclosure to provide maximum operator control when using a pendant arm, swivel or swivel tilt.

Bulletin: C2, CC1, CC2, DEC1, P1

Catalog Number	Description	Fits
ERCFH3U	132 mm	Desktop case
ERCFH4U	177 mm	Desktop case
ERCFH6U	266 mm	Desktop case
PUHKA	248 mm	PROLINE sloped fronts
PUHK	9.75 in.	PROLINE sloped fronts

Fast-Operating Clamp-Cover Junction Box Clamp



Provides quick access to enclosure or wireway interiors. Installs on standard clamp bracket used on Hoffman junction boxes, Type 12 trough and wireway, Type 4X wireway and similar custom enclosures. Clamps are available in plated steel or stainless steel.

Bulletin: A80

Catalog Number	Description
AL23	Plated steel clamp
AL23SS	Stainless steel clamp

Fast-Operating Clamp Assembly



Provides quick access to enclosures which have screw clamps. Install on clamp brackets used on single-door Type 4, 4X, 12 and 13 enclosures and similar custom order enclosures. The entire clamp assembly is Type 316 stainless steel.

Bulletin: A80

Catalog Number	Qty.
AFC412SS	2

Clamp Kits



These kits provide replacement clamps for clamp-cover junction boxes and wall-mount enclosures. Each kit contains two clamps and all mounting hardware.

Bulletin: A80

Catalog Number	Material	Use with
AL15	Mild Steel	A12 enclosures
AL16	Stainless Steel	A4, A4S enclosures
AL17	Mild Steel	A51 junction boxes
AL18	Stainless Steel	A51S junction boxes

Clamp Block Kit



Used on floor-mount and free-stand Type 4X stainless steel enclosures with clamps. Kit includes two sets of screws, two Type 316L clamp blocks and mounting hardware.

Bulletin: A50Y

Catalog Number	Description
ACBK6SS	2 clamp blocks and screw sets

Clamps

Notes