



Model NV-214A-M Video Transceiver



Features:

- Full-motion CCTV video at distances up to 750ft (225m) when used with any passive NVT transceiver or hub
- Up to 3,000 feet (1,000 m) with a DigitalEQ™ Hub or active receiver
- Up to 1,500 feet (460m) shall be supported by any NVT StubEQ™ Hub
- Mini-coax pigtail supports in-camera mounting in most dome cameras
- Reliable screwless UTP terminal connection
- No power required
- Exceptional interference rejection
- Built-in transient protection
- Supports “up-the-coax” type control signal up to 750ft (225m)
- Limited lifetime warranty

The NVT Model NV-214A-M Video Transceiver is a passive (non-amplified) device that allows the transmission of real-time monochrome or color video over Unshielded Twisted-Pair (UTP) telephone wire. Baseband (composite) signals of any type are supported.

This product is an improvement over NVT's popular NV-213A video transceiver. The passive NV-214A-M has a 9" mini-coax pigtail lead which allows in-camera enclosure mounting in most dome cameras and a greater number of mounting options in general at both ends of the system. It is capable of delivering a fully equalized signal to the DVR when used with any Active NVT Receiver, yet is compatible with all of NVT's passive products for applications under 750ft (225m). The NV-214A-M Video Transceiver also incorporates improved transient protection that eliminates the need for a ground screw.

The unparalleled interference rejection and low emissions of the NV-214A-M allow video signals to co-exist in the same wire bundle as telephone, datacom, or low-voltage power circuits. This allows the use of a shared or existing cable plant.

Network Video Technologies

4005 Bohannon Drive • Menlo Park, CA 94025 • USA
(+1) 650.462.8100 • FAX (+1) 650.326.1940
nvt.com • www.nvt.com/email

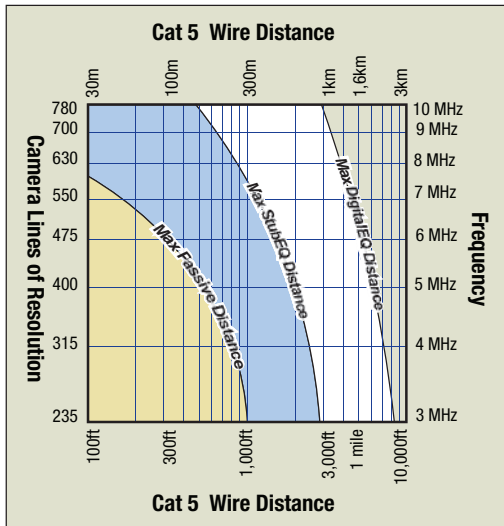


Model NV-214A-M

Video Transceiver

Technical Specifications

VIDEO DISTANCE RECOMMENDATIONS



POWER

No external power required

ENVIRONMENTAL

Ambient ambient temperature -22 to +167 °F (-30 to +75 °C)
 Humidity (non-condensing) 0 to 95%
 Transient Immunity per ANSI / IEEE 587 C62.41

WIRE TYPE

Network Wiring One Unshielded Twisted Pair
 24-16 AWG (0.5-1.31mm)
 Category Type 2 or better
 Impedance 100 ± 20 ohms
 DC Loop Resistance 52 ohms per 1,000ft
 (18 ohms per 100m)
 Differential Capacitance 19 pF/ft max
 (62 pF/m max)

MECHANICAL

Body Length 1.8in (45mm)
 Body Height 1.0in (26mm)
 Body Width 9in (228mm)
 Product Weight 2.0oz (60g)
 Packaged Weight 0.14lb (63g)

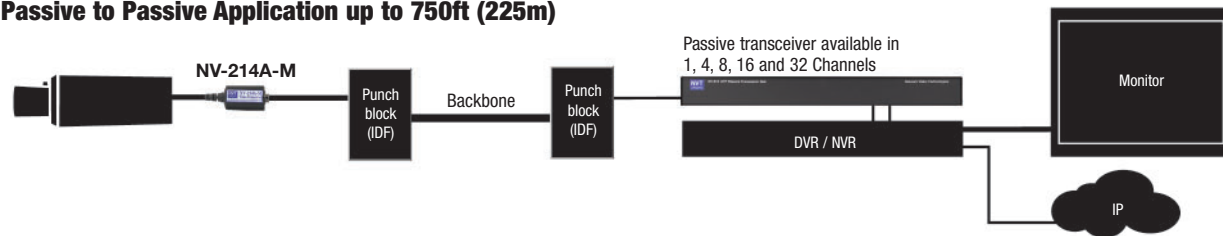
VIDEO

Frequency response DC to 10 MHz
 Attenuation 0.5 dB typ
 Common-mode / Differential-mode rejection 15 KHz to 5 MHz
 60 dB typ
 Impedance
 Coax, male BNC 75 ohms
 UTP, Screwless terminal block 100 ohms

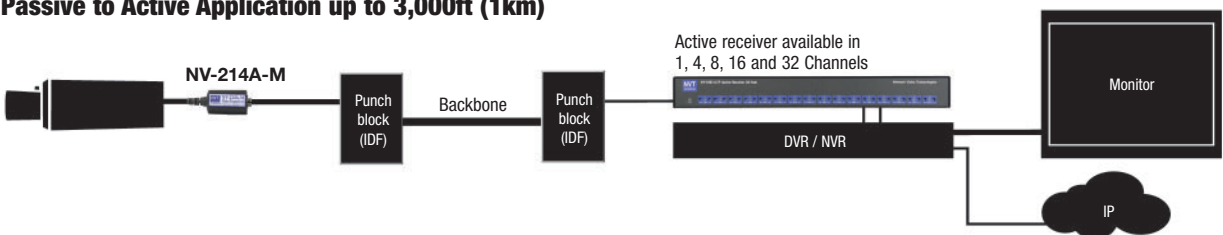
Specifications subject to change without notice.

Typical Applications

Passive to Passive Application up to 750ft (225m)



Passive to Active Application up to 3,000ft (1km)



Network Video Technologies

4005 Bohannon Drive • Menlo Park, CA 94025 • USA
 (+1) 650.462.8100 • FAX (+1) 650.326.1940
 nvt.com • www.nvt.com/email