


Middle Atlantic Products

EXCEPTIONAL SUPPORT & PROTECTION™

WRS/WRP Series Low-Profile Wall-Mount Racks



WRS/WRP Series 19" low-profile wall - mount racks allow vertical equipment mounting for space efficiency and aesthetics

Features

- 23" useable equipment depth (vertical)
- WRP Series racks are UL Listed in the US and Canada
- Available in three racking heights: 4, 6 and 8 space
- Locking hinged top and separately locking hinged body
- 1/2" and 1-1/2" laser knockouts in the backpan top and bottom
- 3" x 12" laser KO in body of backpan
- Two bottom located fan mounting positions with guards (fans not included)
- Vented front for cooling
- Adjustable front rackrail provides 20" to 23" useable equipment depth
- Available in a durable black textured powder coat with solid top cover (WRS), or putty finish with plexi top cover (WRP)



WRS-6

WRP-6

Architects' and Engineers' Specifications

EIA compliant 19" low-profile wall mount rack shall be Middle Atlantic Products model # WR_ ___ (refer to chart). Body and backpan of rack shall be constructed of 18-gauge steel, rackrail shall be 11-gauge steel with threaded 10-32 holes in universal EIA spacing and accommodate ___ (4, 6 or, 8, refer to chart) useable rackspaces, mounting brackets shall be 14-gauge steel, hinged top shall be _____ (16-gauge steel or 16-gauge steel with plexiglass window, refer to chart), hinged top and center section shall be locking and separately keyed. Rack shall be phosphate pre-treated and finished in a durable _____ (black or putty, refer to chart) powder coat. Weight capacity shall be 150 lbs. Electrical knockouts in backpan shall accommodate 1/2" and 1-1/2" conduit, laser knockout on backpan shall accommodate larger cable bundles. Rack shall be of fully welded construction. WRS/WRP Series racks

shall be UL Listed in the US and Canada. WRS/WRP Series shall be GREENGUARD Indoor Air Quality Certified for Children and Schools. WRS/WRP Series shall be RoHS EU Directive 2002/95/EC compliant. WRS/WRP shall be manufactured by an ISO 9001 and ISO 14001 registered company. WRS/WRP shall be warranted to be free from defects in material and workmanship under normal use and conditions for the lifetime of this product.

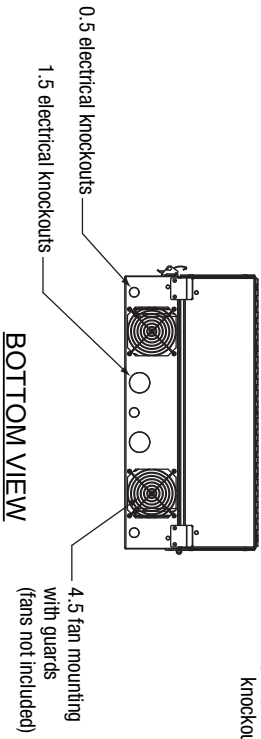
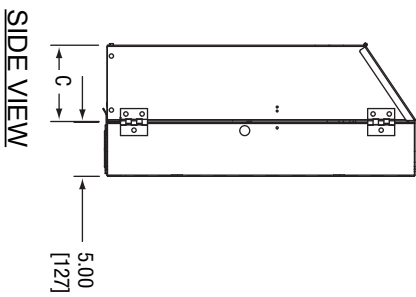
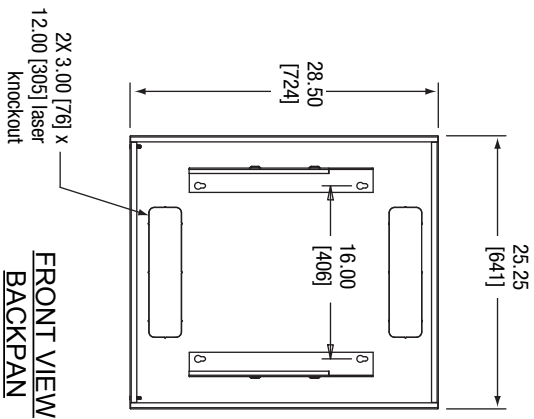
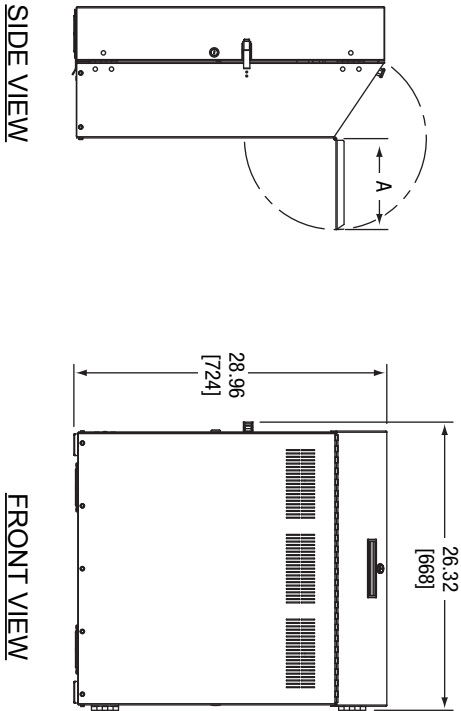
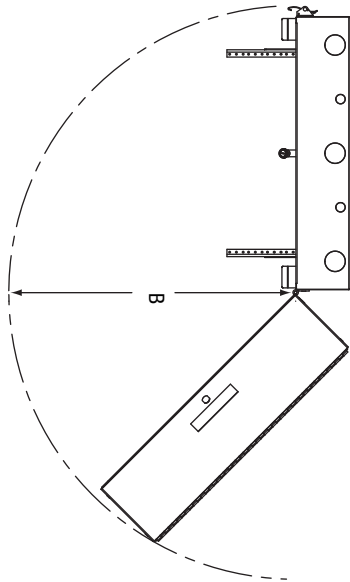
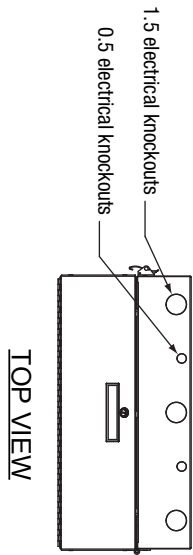
OPTIONS

- Keyless latch - replaces keylock, fits top and center section, part # LATCH
- HCM Series horizontal cable managers

CUSTOMIZABLE SPECIFICATION CLIPS AVAILABLE AT MIDDLEATLANTIC.COM

WRS/WRP Series basic dimensions

All dimensions in inches [Bracketed dimensions in millimeters]



PART #	1/4"	3/8"	1/2"	RACKING HEIGHT / RACK SPACES	TOP COVER	FINISH
WRP-4	4.70	25.88	3.63	7.0 / 4 SP	PLEXIGLASS	PUTTY
WRP-6	8.56	26.50	7.13	10.5 / 6 SP	PLEXIGLASS	PUTTY
WRP-8	11.56	27.75	10.63	14 / 8 SP	PLEXIGLASS	PUTTY
WRS-4	4.70	25.88	3.63	7.0 / 4 SP	SOLID STEEL	BLACK
WRS-6	8.56	26.50	7.13	10.5 / 6 SP	SOLID STEEL	BLACK
WRS-8	11.56	27.75	10.63	14 / 8 SP	SOLID STEEL	BLACK

