



Middle Atlantic Products

EXCEPTIONAL SUPPORT & PROTECTION™

96-045B / rev 11a / 09-16-11

SR Series Pivoting Rack

SEISMIC CERTIFIED




EIA/TIA Compliant

UL US LISTED

The SR Series pivoting rack enclosures are designed to mount to the wall, while the base provides additional support and cable management facilities.

Features

- Available in 22", 28" and 32" depths
- Tool-free Quick-Mount™ system allows for easy mounting of the center section to the backpan on the job site
- Optional minimum-clearance latch allows side-by-side or corner mounting to save room
- 16-gauge steel construction with 1/8" thick laser-cut corner braces
- Bottom cable entry platform provides attractive shroud to conceal conduit stubs
- Low-friction wear strip on bottom platform allows rack to swing open easily
- Adjustable 10-32 threaded front rackrail with marked rackspace increments, rear rackrail optional
- Removable plates for low-voltage Decora® devices in face of center section, top and bottom. Additional Decora® cutouts in rear of center section, top and bottom
- Easily removable laser knockouts accommodate conduit, UHF/VHF antennas, Wiremold® 4000 Series raceways, Middle Atlantic Products Universal Connector Panels, electrical pull-box and as many as four 4-1/2" fans
- Durable black textured powder coat finish
- UL Listed in the US and Canada



Architects' and Engineers' Specifications

EIA compliant 19" pivoting equipment rack shall be Middle Atlantic Products model # SR-___ (refer to chart) and shall have ___ useable rackspaces and a useable depth of ___ (refer to chart). Overall dimensions of rack shall be ___ H x 23.56" W x ___ D (refer to chart). SR shall have a 500 lb. weight capacity. Tool-free Quick-Mount™ system shall simplify installation. Rack shall be constructed of the following materials: top and base shall be 14-gauge steel, center section and backpan shall be 16-gauge steel and all structural elements shall be finished in a durable black powder coat. Rackrail shall be 11-gauge steel with tapped 10-32 holes in universal EIA spacing, finished in a durable black e-coat with marked rackspaces. Rack shall have 2", 3" and 4" electrical knockouts; removable plates for low-voltage Decora® devices in face of center section, top and bottom; additional Decora® cutouts in rear of center section and BNC knockouts for UHF/VHF antennas. Large laser knockout on backpan shall have a 12-1/2" x 12-1/2" opening for electrical pull-box. Fan knockouts on top and bottom shall allow installation of up to four 4-1/2" fans. Rack shall include 2", 3" and 4" knockouts for Wiremold® 4000 Series raceways and knockouts for Middle Atlantic Products Universal Connector Panels. Bottom shall have a cable entry platform with removable 4 rackspace front access cover and conceal conduit stubs. SR Series enclosures shall satisfy the 2007 & 2010 CBC; 2006, 2009 & 2012 IBC; ASCE 7-05 (2005 Edition) & ASCE 7-10 (2010 Edition) and the 2006 & 2009 editions of NFPA 5000 for use in areas of high seismicity, Seismic Use Group III, Zone 4 or Seismic Design Category (SDC) "D" with lateral force requirements for protecting 335 lbs. of essential equipment in locations with the highest level of seismicity and top floor or rooftop installations with an Importance factor (Ip) of 1.5 when used

with DWRSR-ZL Latch. Rack shall be UL Listed in the US and Canada. SR Series shall be GREENGUARD Indoor Air Quality Certified for Children and Schools. SR Series shall be RoHS EU Directive 2002/95/EC compliant. SR shall be manufactured by an ISO 9001 and ISO 14001 registered company. Rack shall be warranted to be free from defects in material or workmanship under normal use and conditions for the lifetime of the rack.

OPTIONS

- Front doors shall be reinforced 16-gauge steel, model # FD-XX (solid), PFD-XX (plexi), VFD-XX (vented, 22% open area), LVFD-40 (vented, 68% open area), XX=# of rackspaces of SR rack
- Keyless latch to replace key lock on front door shall be model # LATCH
- Kit for mounting UPS in base of SR shall be SR-UPS-BKT.
- Rear rail kit shall be model # DWR-RR24 (24 space), DWR-RR40 (40 space), model # DWR-RR46 (46 space), 11-gauge, 10-32 threaded, sold in pairs, hardware included
- Sub-plate mounting kit shall be model # SR-SUB. SR-SUB shall mount up to (4) 89-D type brackets, (4) 1900 boxes or (1) Raco 3 gang box. SR Series pivoting racks can mount up to 4 SR-SUB sub-plate mounting kits (2 for 24 space models)
- Minimum-clearance latch shall allow side-by-side or corner mounting, shall be model # DWRSR-ZL
- Gland grommet for 4" electrical knockouts at top of SR shall be model # GK-4G. 4 pieces

CUSTOMIZABLE SPECIFICATION CLIPS AVAILABLE AT MIDDLEATLANTIC.COM

SR Series basic dimensions

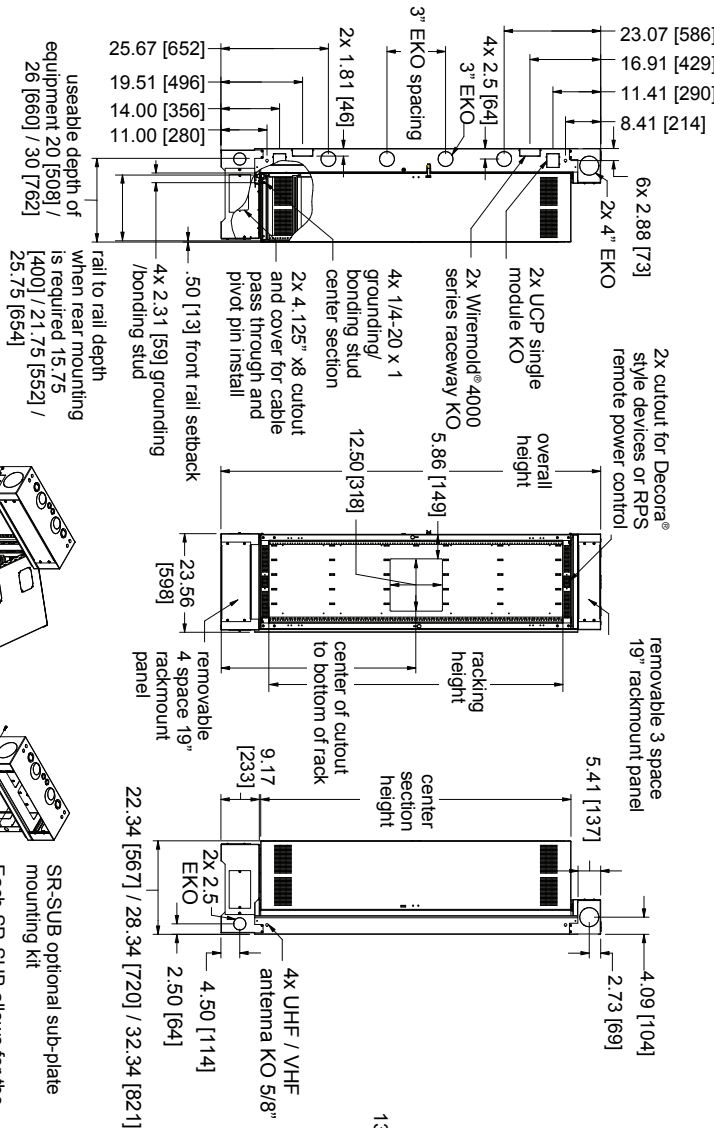
All dimensions in inches unless otherwise noted [All dimensions in brackets are millimeters]

LEFT SIDE VIEW

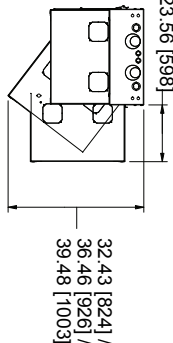
FRONT VIEW

RIGHT SIDE VIEW

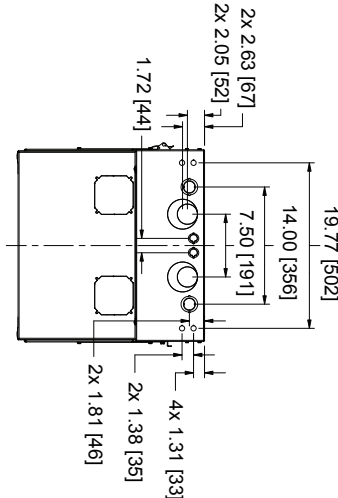
TOP SIDE VIEW



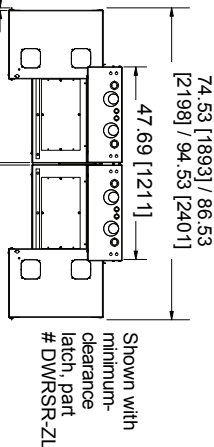
CENTER SECTION CLEARANCE



TOP VIEW KNOCKOUTS



TOP VIEW OPEN POSITION



SR shown with optional PD-2415SC power strip installed (PD-815SC for 24 space model)

SR shown with optional zero clearance latch installed (DWRSR-ZL)

SR-SUB optional sub-plate mounting kit

Each SR-SUB allows for the mounting of up to (4) 89-D type brackets, (4) 1900 boxes or (1) Raco 3 gang box. Hardware included.

Mount up to 4 SR-SUB (2 for 24 space models) sub-plate mounting kits to each SR back-pan using mounting holes and included hardware.

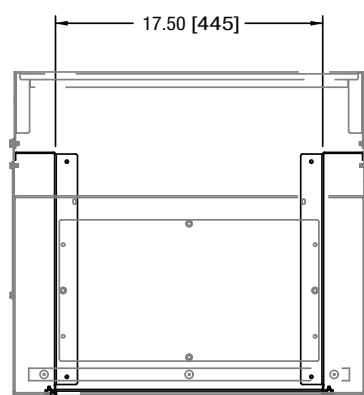
(Shown with main body of enclosure removed for clarity)

Mounting holes located 16" apart for stud alignment

Part #	Overall Height	Center Section Height	Overall Depth	Useable Depth	Racking Height	Rackspaces	Center of Cutout to Bottom of Rack	3" EKO Spacing
SR-24-28	62.75 (1594)	46.13 (1172)	28.34 (720)	26.00 (660)	42.00 (1067)	24	32.68 (830)	N/A
SR-24-32	62.75 (1594)	46.13 (1172)	32.34 (821)	30.00 (762)	42.00 (1067)	24	32.68 (830)	N/A
SR-40-22	90.75 (2305)	74.13 (1883)	22.34 (567)	20.00 (508)	70.00 (1778)	40	46.68 (1186)	14.00 (356)
SR-40-28	90.75 (2305)	74.13 (1883)	28.34 (720)	26.00 (660)	70.00 (1778)	40	46.68 (1186)	14.00 (356)
SR-40-32	90.75 (2305)	74.13 (1883)	32.34 (821)	30.00 (762)	70.00 (1778)	40	46.68 (1186)	14.00 (356)
SR-46-28	101.25 (2572)	84.63 (2150)	28.34 (720)	26.00 (660)	80.50 (2045)	46	51.93 (1319)	17.50 (445)

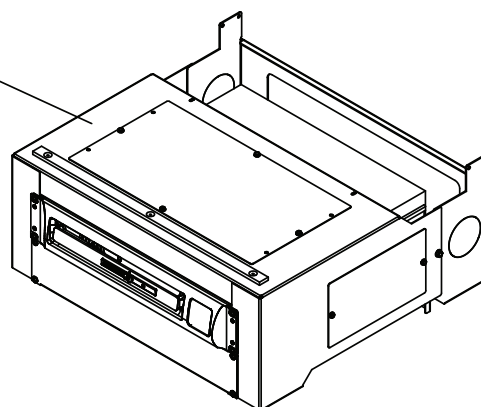
SR-UPS-BKT UPS Base Mounting Bracket basic dimensions

All dimensions in inches unless otherwise noted [All dimensions in brackets are millimeters]



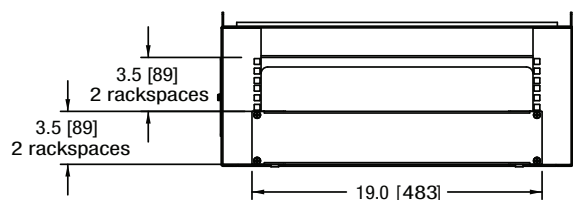
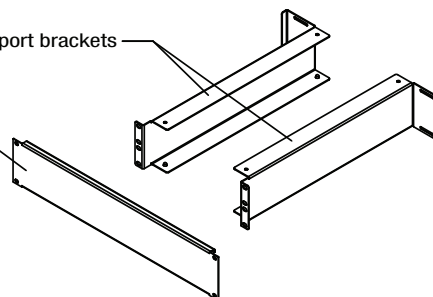
TOP VIEW

base of SR series rack

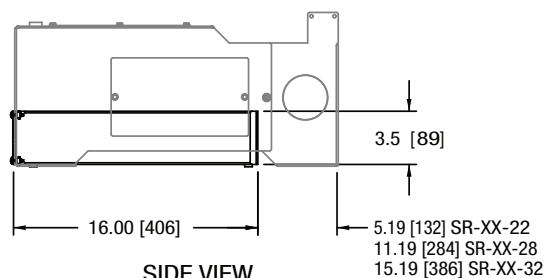


support brackets

2 space blank panel



FRONT VIEW



SIDE VIEW

