


Figure 1

1. INTRODUCTION

Splice Tray Holder Kit 1374526-1 is used to hold and secure splice trays. The splice tray holder is designed to hold up to four Splice Tray Assemblies 559433-[] and mount onto Distribution Box (DB) 36/72 1278755-[].



For assembly information on the distribution box, refer to 408-8333 and for the splice tray assembly, refer to 408-8376.

Read these instructions, and all referenced documents, thoroughly before starting installation.

Reasons for reissue of this instruction sheet are provided in Section 5, REVISION SUMMARY.

2. DESCRIPTION

The kit consists of a splice tray holder, VELCRO® brand fastener strap, and four mounting screws. The splice tray holder features two side supports with slots and an end support. After the holder is mounted into the distribution box, the splice trays are installed, then secured using the strap.

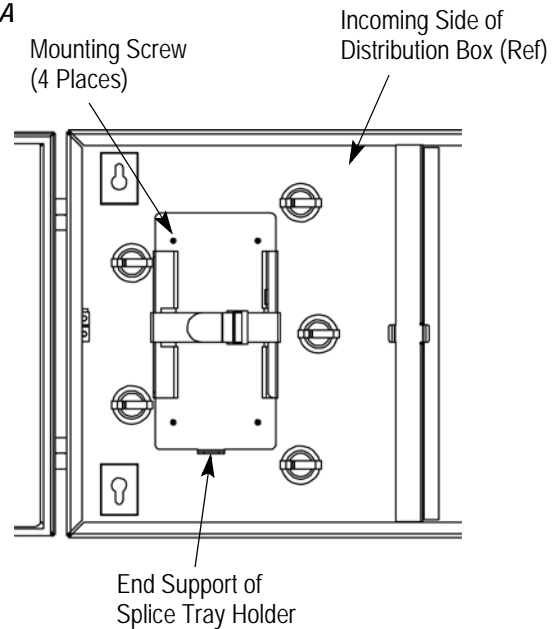
3. ASSEMBLY

1. Orient the splice tray holder so that the end support is down. Align the four mounting screw holes in the holder with the four raised holes (located on the incoming side) in the distribution box. Secure the holder to the box with the mounting screws. Refer to Figure 2, Detail A.

2. Unfasten, but do not remove, the strap.

3. Place the splice tray into the holder with the cover facing out and the fiber ends facing up. Make sure that the holder lays flat and is sitting on the end support. Refer to Figure 2, Detail B. If applicable, place the next splice tray, in the same orientation, against the first splice tray.

Detail A



Detail B

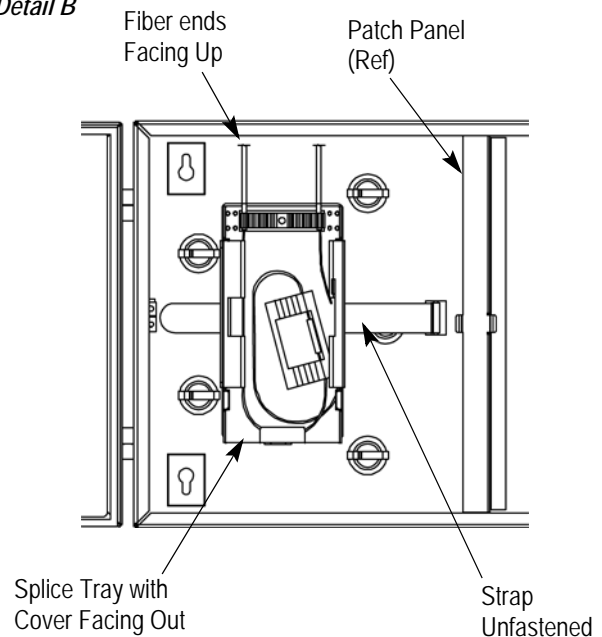


Figure 2

† VELCRO® is a registered trademark of Velcro Industries B.V.

4. Thread the end of the strap through the applicable slots in the holder and through the buckle. Pull the strap tight, then fasten the end. Refer to Figure 3.

5. Route the fibers according to the instructions packaged with the distribution box.

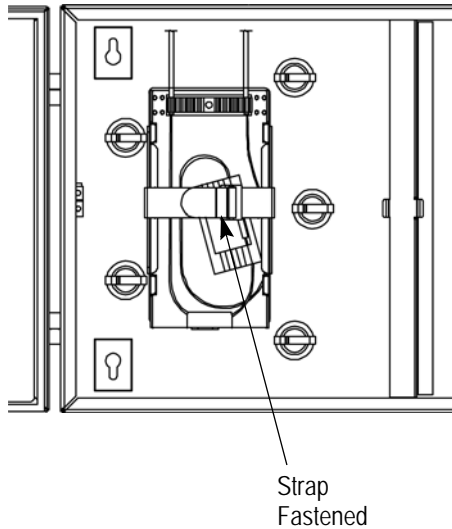


Figure 3

4. ORDERING INFORMATION

Order additional kits through your representative, or call 1-800-526-5142, or send a facsimile of your purchase order to 717-986-7605, or write to:

CUSTOMER SERVICE (038-035)
TYCO ELECTRONICS CORPORATION
PO BOX 3608
HARRISBURG PA 17105-3608

5. REVISION SUMMARY

Since the previous version of this document, the following changes were made:

- Corrected trademark references
- Updated document to corporate requirements