

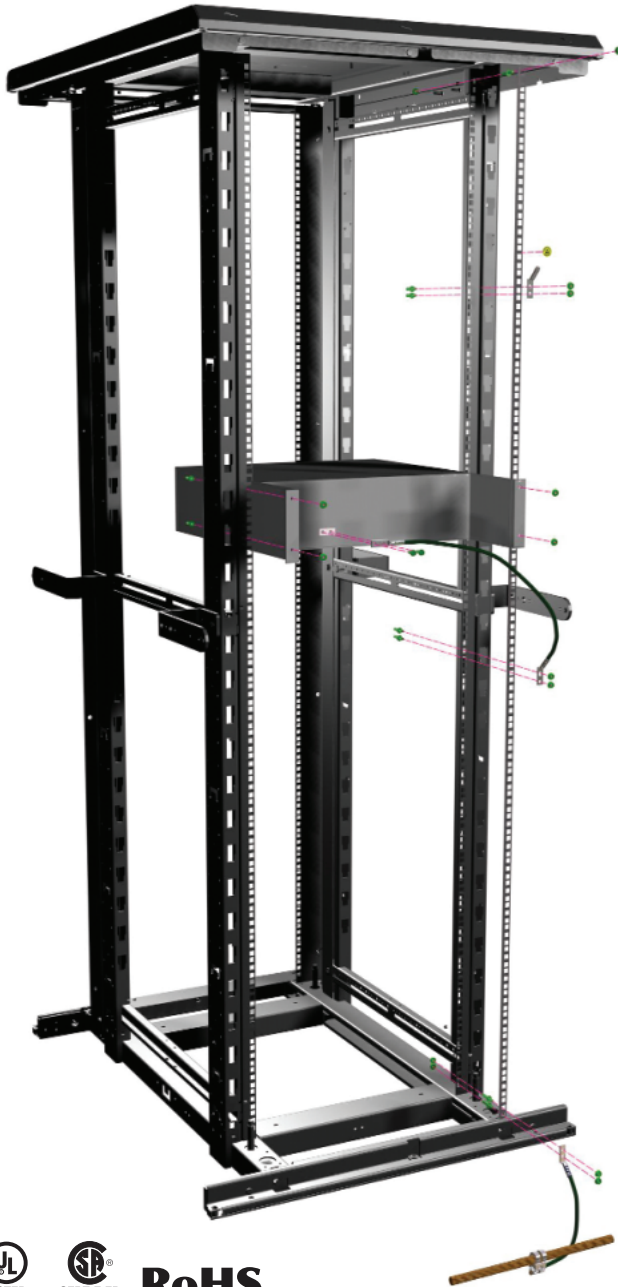
STRUCTUREDGROUND™ Kits for Data Center Cabinet Grounding



Selection Guide

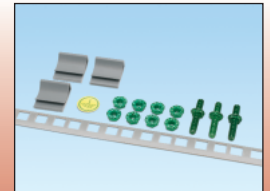
Complete Grounding Solution

- Complies with the "Telecommunications Infrastructure Standard for Data Centers" as described in TIA-942
- Maximize uptime, maintains systems performance, and protects network equipment
- Provides a dedicated, low resistance, and visually verifiable ground system
- Flexible design for use on EIA-310-D compliant cabinet



Grounding Strip Kit:

- Provides a bond between the grounding strip and rack or cabinet, eliminating the need to scrape paint



Bonding Hardware Kit:

- Patent pending, bonds equipment and patch panels to the front or back of the rack or cabinet



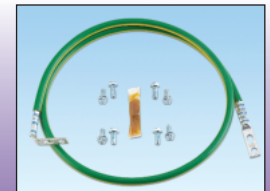
Electrostatic Discharge (ESD) Port Kit:

- Bent 45° acts as a hook to hold ESD wrist strap



Equipment Jumper Kit:

- Bonds network equipment to the grounding strip or grounding busbar



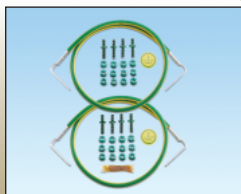
Common Bonding Network (CBN) Jumper Kit:

- Connects grounding strip or grounding busbar to MCBN in underfloor and overhead grounding applications



*Front to Back Rail Jumper Kit:

- Patent pending hardware bonds the front and back cabinet rails to the cabinet grounding busbar



*Grounding Busbar Kit:

- Provides the common grounding point within the cabinet



*For use with unbonded cabinet; not required for PANDUIT® NET-ACCESS™ Cabinets or 4 Post Racks

STRUCTUREDGROUND™ Kits for Data Center Cabinet Grounding

Cabinet Grounding Selection in 2 Easy Steps:

1. What type of fasteners do your mounting rails require?
2. What is the maximum depth of the equipment being mounted?

Selection Criteria	Grounding Strip Kit [^]	ESD Port Kit (2 required) [‡]	Grounding Busbar Kit [^]	Front to Back Rail Jumper Kit [^]	Common Bonding Network (CBN) Jumper Kit [*]	Equipment Jumper Kit ^{**}	Bonding Hardware ^{***}
STRUCTUREDGROUND™ Kits for Data Center Cabinet Grounding							
PANDUIT® NET-ACCESS™ Cabinets: CN1, CN2, CN4, CN5, CN1CN, CN2CN, CS1, CS2 and CS3							
1. Rail Fasteners							
Threaded #12-24 [•]	RGS134-1Y	RGESD2-1	—	—	RGCBNJ660P22	RGEJ657PFY	RGTBSC-C (Bonding Screw)
Cage Nut ^{••}	RGS134B-1	RGESD2B-1					CGNBSK (Bonding Stud)
STRUCTUREDGROUND™ Kits for Data Center Cabinet Grounding							
EIA-310-D Compliant Cabinets							
1. Rail Fasteners	2. Rail Depth up to						
Threaded #12-24 or M6	RGS134-1Y	RGESD2-1	RGRB19U	CGJ620U	RGCBNJ660P22	RGEJ657PFY	RGTBSC-C or RGTBSM6G-C
				CGJ630U			
				CGJ640U			
Threaded #10-32 or M5	RGS134B-1	RGESD2A-1	RGRB19CN	CGJ620UA	RGTBS1032G-C or RGTBSM5G-C		
				CGJ630UA			
				CGJ640UA			
Cage Nut	RGS134B-1	RGESD2B-1	RGRB19CN	CGJ620UB	CGNBSK (Bonding Stud)		
				CGJ630UB			
				CGJ640UB			
1/4" Thru-Hole	RGS134C-1	RGESD2C-1	RGRB19U	CGJ620UC	THBSK (Bonding Stud)		
				CGJ630UC			
				CGJ640UC			

[^]Grounding strip kits, grounding busbar kits, and front to back rail jumper kits are supplied with mounting hardware based upon rail type.

[•]Grounding strip kits include 45 RU strip lengths, additional kits for 42 RU and 47 RU also available. Grounding strip kits also available in packages of ten.

[‡]ESD port recommended for use on front and back of cabinet.

^{*}CBN jumper kit supports MCBN connection up to #2 AWG (35mm²). Use RGCBNJ660PY for cable sizes up to 250kcmil (120mm²).

^{**}Additional equipment jumper kits available in different sizes with different termination options. One equipment jumper kit is required per component.

^{***}Use bonding hardware to mount and bond equipment to the cabinet.

[•]Threaded #12-24 rails are included with the CN1, CN2, CN4 and CN5 cabinets.

^{••}Cage nut equipment rails are sold in pairs for the cabinets, order part numbers CNRC, CN1CN, CN2CN, CS1, CS2 and CS3.

WORLDWIDE SUBSIDIARIES AND SALES OFFICES

PANDUIT CANADA
Markham, Ontario
cs-dn@panduit.com
Phone: 800.777.3300

PANDUIT EUROPE LTD.
London, UK
cs-emea@panduit.com
Phone: 44.20.8601.7200

PANDUIT SINGAPORE PTE. LTD.
Republic of Singapore
cs-ap@panduit.com
Phone: 65.6305.7575

PANDUIT JAPAN
Tokyo, Japan
cs-japan@panduit.com
Phone: 81.3.3767.7011

PANDUIT LATIN AMERICA
Jalisco, Mexico
cs-la@panduit.com
Phone: 52.333.777.6000

PANDUIT AUSTRALIA PTY. LTD.
Victoria, Australia
cs-aus@panduit.com
Phone: 61.3.9794.9020

For a copy of PANDUIT product warranties, log on to www.panduit.com/warranty

For more information

Visit us at www.panduit.com

Contact Customer Service by email: cs@panduit.com
or by phone: 800-777-3300 and reference GRS01



© 2007 PANDUIT Corp.
ALL RIGHTS RESERVED.
Printed in the U.S.A.
SA-GRSG01
11/2007