


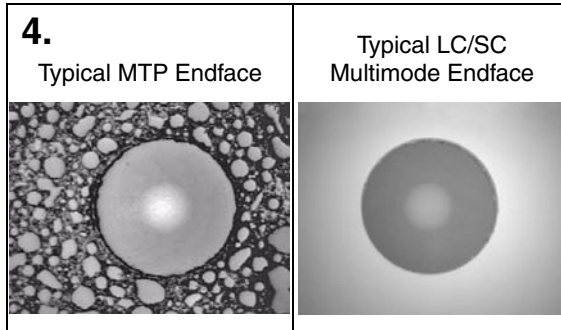
Ensure the laser source is not present. Remove the dust caps. Clean the MTP fiber ends using either the MTP* Fiber Connector Cleaning Tool Panduit p/n FMTPFCT (Female) or the FMTPMFCT (Male). For more information see Panduit Best Practices PN433.



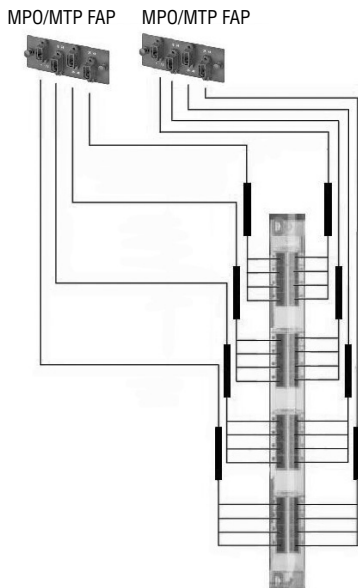
Clean the LC connector end with the Single Connector Cleaning Tool Panduit p/n FMTPFCT (Female).



Use cassette MTP connector cleaning tool Panduit p/n FIBCCT for cleaning MTP connectors inside QuickNet Cassettes, adapters, faceplates or bulkheads.



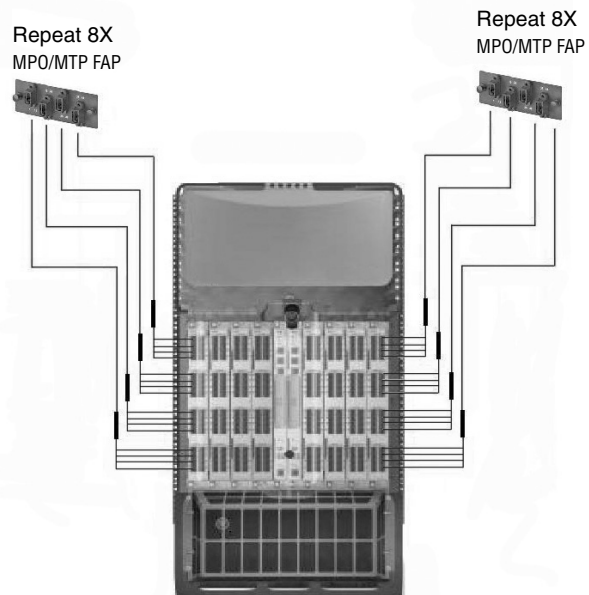
Reinspect Fiber end and repeat steps as necessary. Views above show typical endfaces at 200X Magnification. For more information see Panduit Best Practices PN446.



32 Port Blade
8 Hydras per Blade

For MTP cable routing see Panduit Best Practices PN535.

SWITCH WIRING DIAGRAM



64 Hydras per Switch

*MTP is a registered trademark of US Conec Ltd.

For Instructions in Local Languages
and Technical Support:

www.panduit.com/resources/install_maintain.asp

PANDUIT
www.panduit.com

E-mail:
cs@panduit.com

Fax:
(708) 444-6993