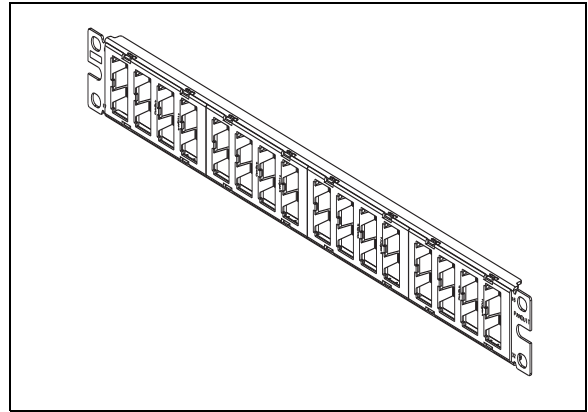
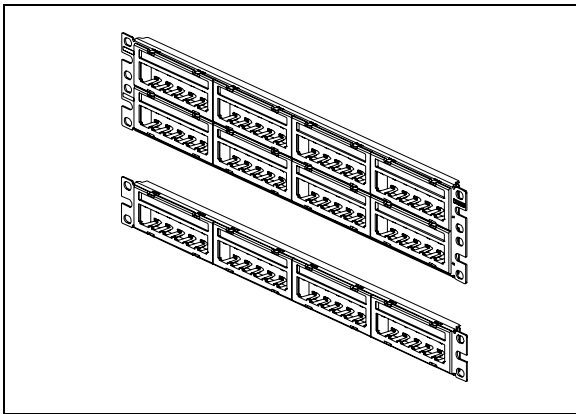


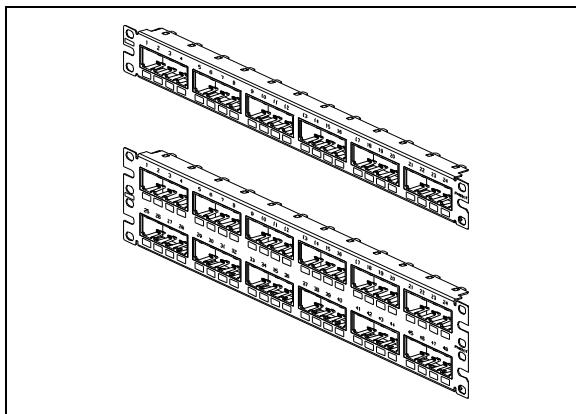
CPP24(48)WBLY, CPPL24(48)WBLY
MODULAR PATCH PANELS



CPP32WBLY MODULAR
PATCH PANEL



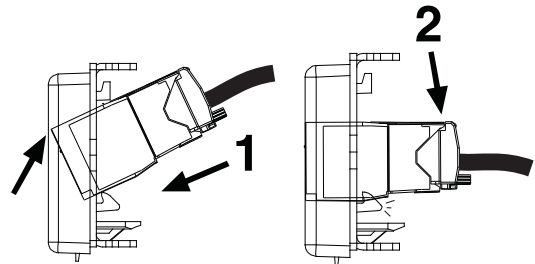
CPPL24(48)M6BLY MODULAR
PATCH PANEL



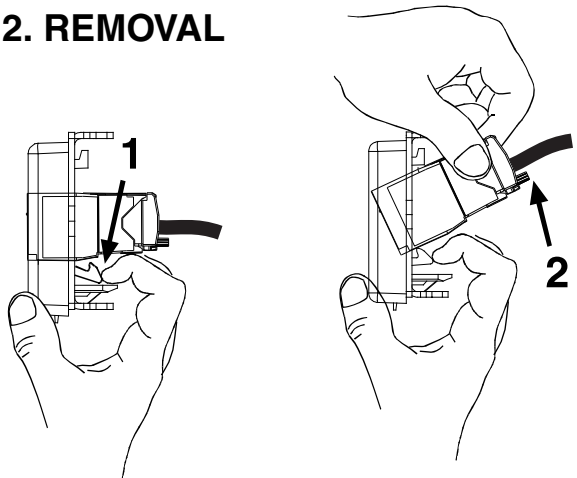
CPP24(48)FMWBLY MODULAR
PATCH PANEL

The Installation and Removal process for the CPP32WBLY is the same as illustrated below except the jack sits rotated 90°.

1. INSTALLATION



2. REMOVAL



For Instructions in Local Languages
and Technical Support:

www.panduit.com/resources/install_maintain.asp

PANDUIT

www.panduit.com

E-mail:
cs@panduit.com

Fax:
(708) 444-6993