



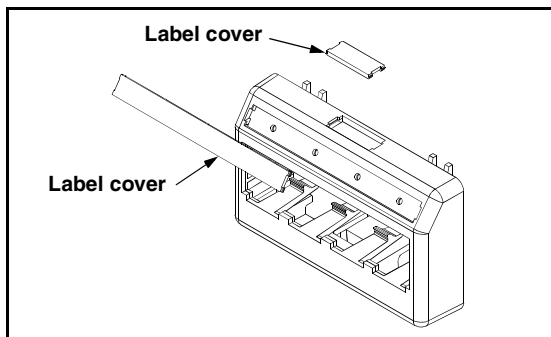
MINI-COM *ULTIMATE ID* 4 Position Furniture Faceplate

Part Number: UICFFP4**

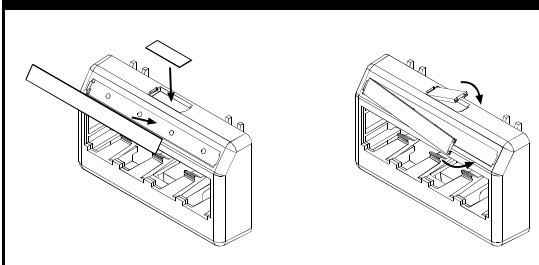
PN288C INSTALLATION INSTRUCTIONS

© Panduit Corp. 2003

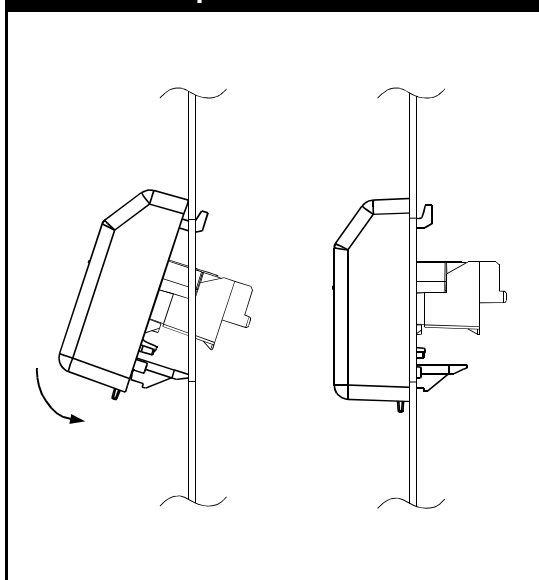
Printed in U.S.A.



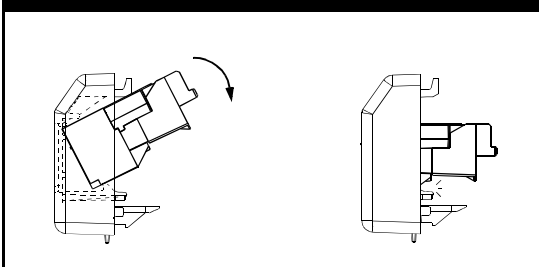
Label† / Label Cover Installation



Faceplate Installation



Module Installation



Note: Icons available with image of Phone (UICIP**) or Computer (UICID**)

ULTIMATE ID Label Part Numbers

Label Part #	Height	Length	Color	Std. Pkg. Qty.
Computer Printable Labels				
UILJ1	.236"	.680"	White	5 sheets
UILJ4	.236"	2.585"	White	5 sheets
Non-Adhesive Label Cassette (for use with <i>PANACEA</i> LS7 Thermal Transfer Printer)				
*UILS7BW	1/4"	26.2'	Black / White	1

* See *PANDUIT* LS7 Operations Manual to explain serialized function for label printing and page function for non-serialized label printing.

† Write on labels are not included with this faceplate per TIA/EIA-606-A standard which states: "To maximize legibility, all labels shall be printed or generated by a mechanical device, and shall not be written by hand." (Refer to above table for label products)

WORLDWIDE SUBSIDIARIES AND SALES OFFICES



NETWORK CONNECTIVITY GROUP

10500 West 167th Street
Orland Park, Illinois 60467

Technical Support: 866-405-6654
Fax: 708-444-6993

E-mail: ncginfo@panduit.com
Web site: www.panduit.com/ncg