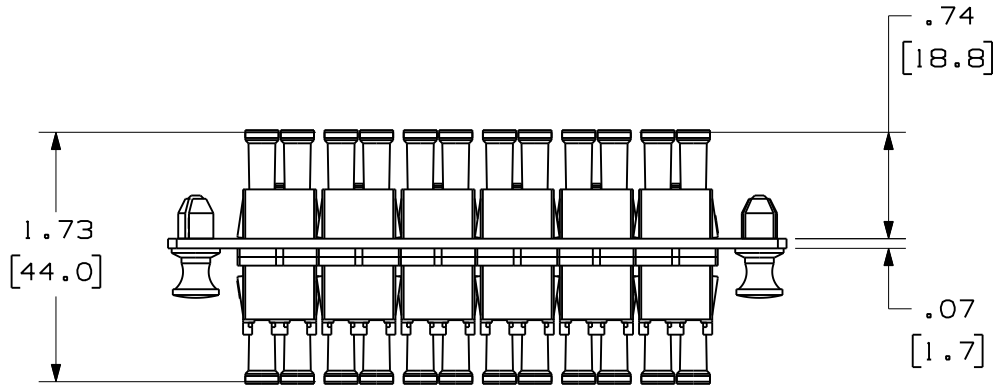


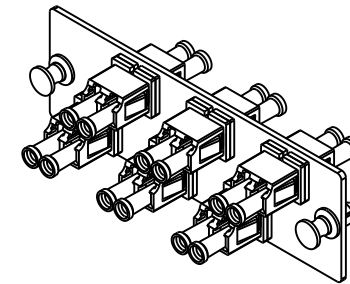
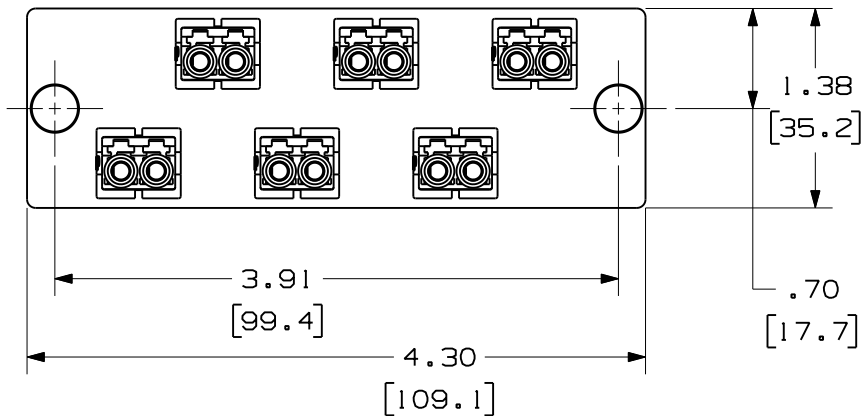
THIS COPY IS PROVIDED ON A RESTRICTED BASIS AND IS NOT TO BE USED IN ANY WAY DETRIMENTAL TO THE INTERESTS OF PANDUIT CORP.



PANDUIT P/N	ADAPTER HOUSING COLOR	SPLIT SLEEVE TYPE
FAP6WAQDLC	AQUA	PHOS BRONZE
FAP6WBLDLC	BLACK	
FAP6WEIDL	ELECTRIC IVORY	ZIRCONIA
FAP6WAQDLCZ	AQUA	
FAP6WBUDLCZ	BLUE	

NOTES:

1. SEE CURRENT CATALOG FOR PART NUMBER SUFFIXES TO INDICATE COLOR AND/OR PACKAGE QUANTITIES.
2. SEE CATALOG FOR COMPLETE LIST OF PARTS APPLICABLE FOR USE WITH THIS PRODUCT.
3. MATERIALS:
  - a. PLATE: C.R.S. POWDER COATED
  - b. ADAPTER: COMPOSITE, SEE TABLE
  - c. SPLIT SLEEVE: SEE TABLE
4. DIMENSIONS IN BRACKETS ARE METRIC.

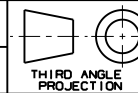


REV	DATE	BY	CHK	DESCRIPTION	ECN	R	CUST	SUP	OTH
01	01-31-11	EFK		RELEASED TO PRODUCTION	01945-37				

6 POSITION  
 DUPLEX LC FIBER ADAPTER PANEL  
 CUSTOMER DRAWING



**PANDUIT**™  
 CORP.  
 TINLEY PARK, ILL 60477



ALL DIMENSIONS ARE GIVEN IN INCHES,  
 UNLESS OTHERWISE SPECIFIED,  
 DIMENSIONAL TOLERANCES ARE:  
 (.X) ±.03 | (.XXX) ±.010 | (0.3)  
 (.XX) ±.03 | (0.8) ANGLES

DRAWING FILENAME  
 MO1945AP\_DC/02A

SCALE  
 NONE

DRAWN BY  
 MC

REVIEW DRAWING NUMBERS

PART NO.  
 SEE TABLE

DATE  
 03-08-05

SEE NOTES

DRAWING NO.  
 01945-37  
 SIZE  
 A

CHK'D  
 JAW