THIS COPY IS PROVIDED ON A RESTRICTED BASIS AND IS NOT TO BE USED IN ANY WAY DETRIMENTAL TO THE INTERESTS OF PANDUIT CORP.

PART#	DESCRIPTION	WEIGHT*
CJS5E88TGY	8 POSITION, 8 WIRE SHIELDED MODULE WITH INTEGRAL SHIELD. TERMINATION CAP IS COLOR CODED FOR T568A AND T568B WIRING SCHEMES.	3.314 LB/100 PCS (1503g/100 PCS)

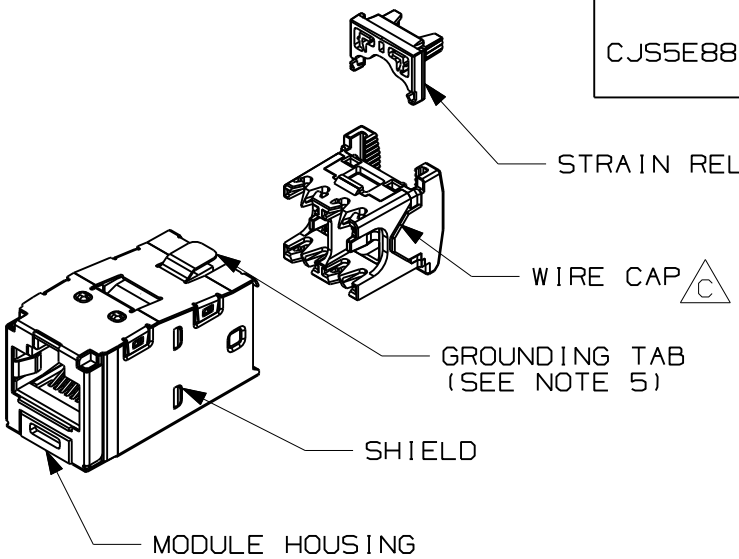

NOTES: *WEIGHT IS APPROXIMATE

1. RED WIRE CAP DESIGNATES CATEGORY 5E PERFORMANCE. C
2. MATERIAL: C B
   MODULE HOUSING-ABS
   SHIELD-TIN PLATED OVER PHOS. BRONZE
   WIRE CAP/CLIP - ZINC AND PC
3. ALL TX5e,6 AND 6A 8 POSITION, 8 WIRE JACK MODULES ARE UNIVERSAL IN DESIGN. THEY ACCEPT SIX AND EIGHT POSITION MODULAR PLUGS WITHOUT DAMAGE. D
4. DIMENSIONS IN PARENTHESES ARE IN METRIC.
5. .187 × .010" GROUNDING TAB PROVIDED AS OPTIONAL CONDUCTIVE PATH FOR GROUNDING.

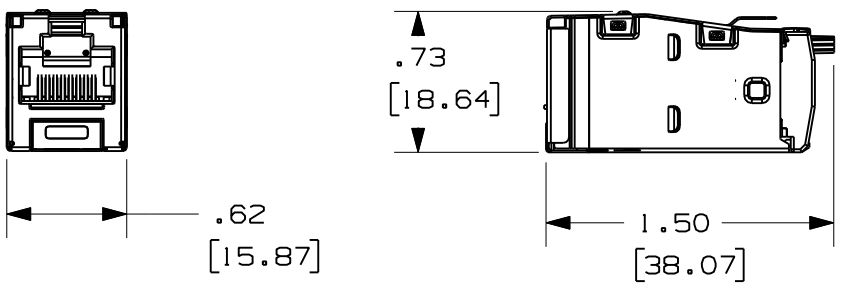

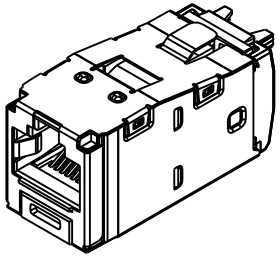

ACTUAL SIZE

A

2	4-09-07	MDJr		D. REVISED NOTE 3 TO ADD "6 AND 6A". C. REVISED CALL-OUT FOR WIRE CAP.	02479-356				
1	10-25-06	MDJr	NGM	B. REVISED NOTE 2 TO ADD SHIELD MAT. A. UPDATED MODEL TO REV 03.	02479-356	TRW	TRW		
R	3-11-06	AFW	CEF	ADDED Rohs COMPLIANT P/N	02479-356	CEF	CEF		
REV	DATE	BY	CHK	DESCRIPTION	ECN - R		CUST	SUP	OTH

MODEL FILENAME: M01874AI_10GTX_SHLD_ASSY_03

DRAWING FILENAME: M02479NR_DC356_03B.prt

SIZE: A

TITLE: TX5e SHIELDED JACK MODULE CUSTOMER DRAWING

PANDUIT™ CORP.
TINLEY PARK, ILL 60477

THIRD ANGLE PROJECTION

ALL DIMENSIONS ARE GIVEN IN INCHES, UNLESS OTHERWISE SPECIFIED.
DIMENSIONAL TOLERANCES ARE:
(.X) ± (.XXX) ±.010(.3)
(.XX) ±.03(.8) ANGLES ±

DRAWN BY: AFW

DATE: 3-11-06

CHK'D: CEF

REVIEW DRAWING NUMBERS

I.I. NUMBER

PRODUCT SPEC

WORK INSTRUCTION

SCALE: FULL

PART NO.: CJS5E88TGY

DRAWING NO.: 02479-356