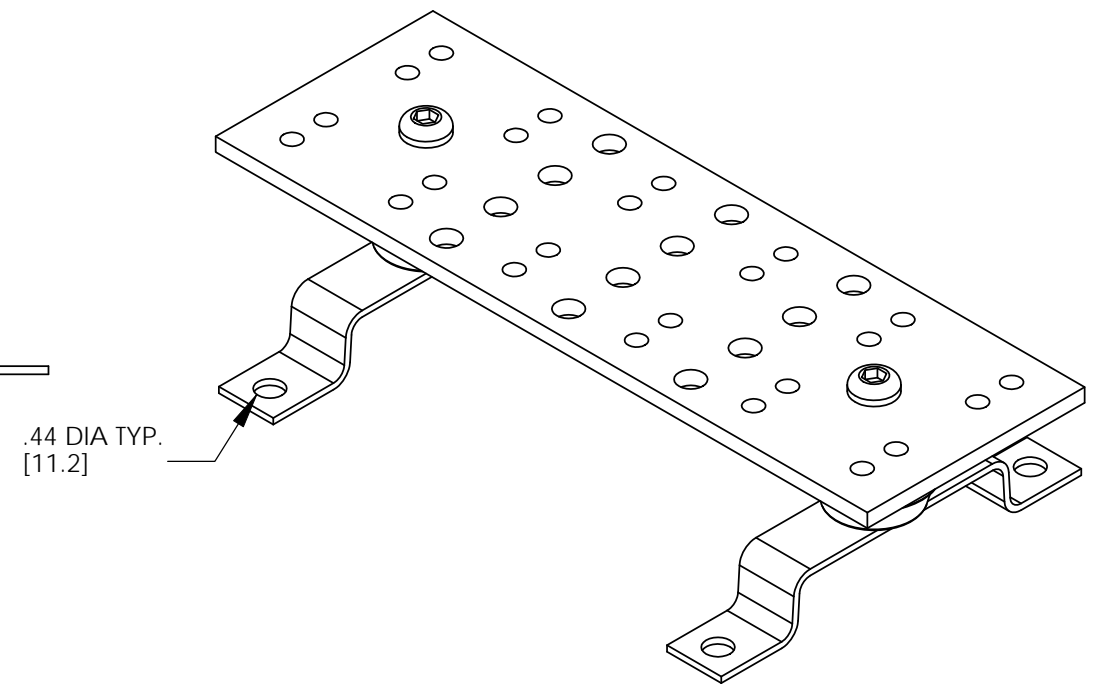
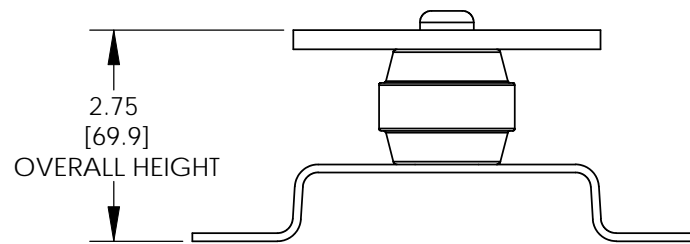
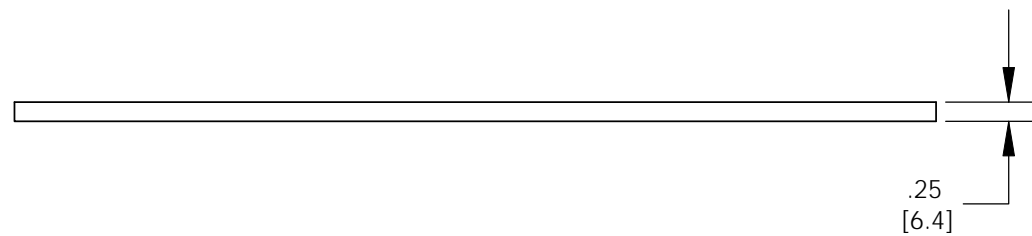
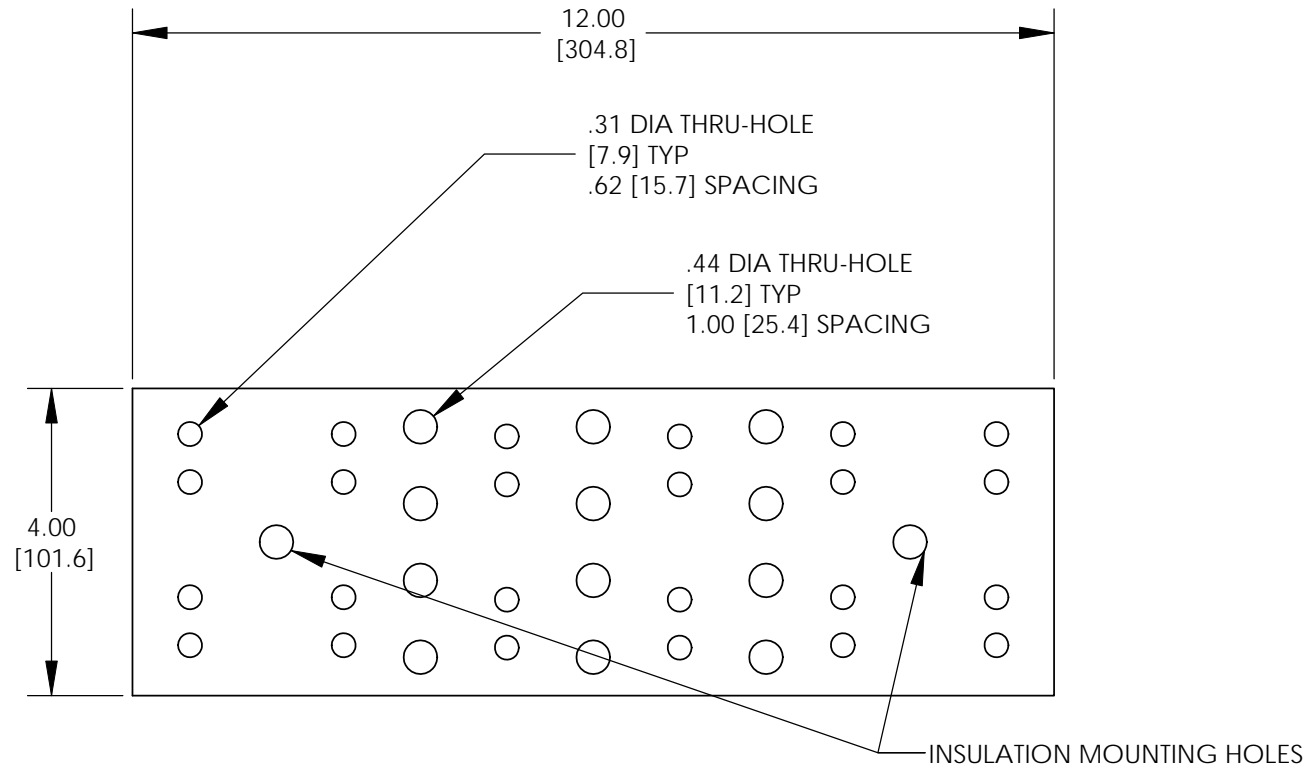


THIS COPY IS PROVIDED ON A RESTRICTED BASIS AND IS NOT TO BE USED IN ANY WAY DETRIMENTAL TO THE INTERESTS OF PANDUIT CORP.



ASSEMBLED AS SHOWN

NOTES:

1. KIT COMES FULLY ASSEMBLED
2. KIT INCLUDES BUSBAR, MOUNTING BRACKETS, INSULATORS, AND MOUNTING HARDWARE.
3. MEETS BICSI/J-STD-607-A
4. DIMENSIONS IN PARENTHESIS ARE MILLIMETERS.



05	12/10	JHNU	JHNU	REVISED AGENCY LOGO	N41502BA-C41502	FLD	FLD	<p>GROUNDING BUSBAR (GB4B0612TPI) CUSTOMER DRAWING</p>
04	2/09	JHNU	JHNU	REVISED BUSBAR HOLE PATTERN				
03	11/08	JHNU	JHNU	REVISED DRAWING LAYOUT, REMVOED BRACKET VIEWS				
---	-----	----	----	CONVERTED DRAWING TO SOLIDWORKS REVISED BUSBAR BRACKET GEOMETRY REVISED DRAWING TO CURRENT STANDARD				
02	11/08	JHNU	DWDA	REVISED HEIGHT DIMENSION: 1.00 WAS 1.50 ADDED NOTE 3 ADDED OVERALL HEIGHT DIMENSION TO ISO VIEW				
---	-----	----	----					<p>UNLESS OTHERWISE SPECIFIED DIMENSIONAL TOLERANCES ARE:</p> <p>(.X) ± (.XXX) ± (.XX) ± ANGLES ±</p>
01	9/06	JHNU	LEM					<p>UNLESS OTHERWISE SPECIFIED, ALL DIMENSIONS ARE GIVEN IN INCHES, THIRD ANGLE PROJECTION</p>
00	2/05	JHNU	LEM	DRAWING RELEASED				<p>SCALE NONE</p>
REV	DATE	BY	CHK	DESCRIPTION	ECN	-R	SUP	<p>DRAWN BY JHNU DATE 2/05 CHK'D</p>
								<p>DRAWING NO / CAD FILE C41502_05 DWG SIZE B</p>