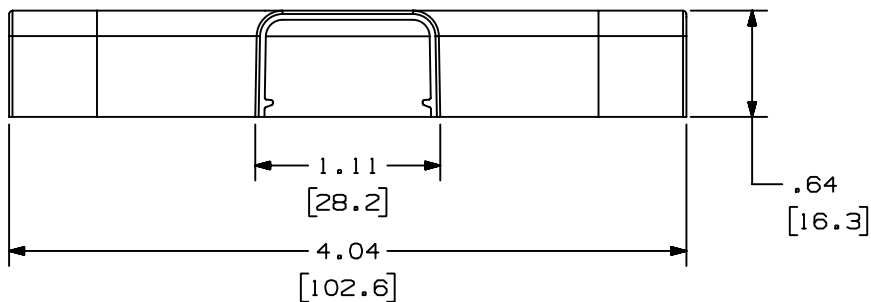
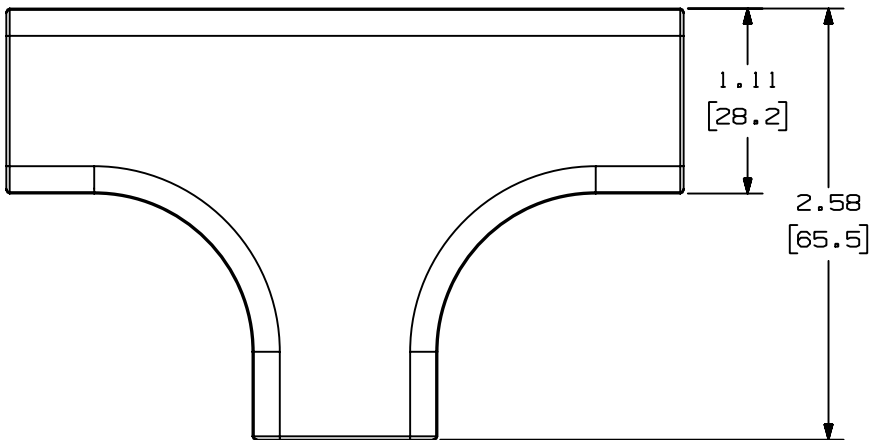


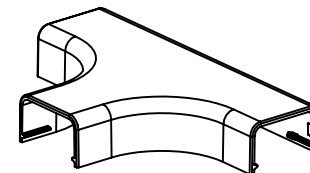
THIS COPY IS PROVIDED ON A RESTRICTED BASIS AND IS NOT TO BE USED IN ANY WAY DETRIMENTAL TO THE INTERESTS OF PANDUIT CORP.



PANDUIT PART NO.	WEIGHT
TFC5	2.8 LB/100 PCS (1082 g/100 PCS)

NOTES:

- SEE CURRENT CATALOG FOR ADDITIONAL PART NUMBER SUFFIXES TO INDICATE COLOR AND OR PACKAGE QUANTITY.
- THIS PRODUCT IS INTENDED TO BE USED WITH PANDUIT TYPE LD5 RACEWAY.
- NOMINAL WALL THICKNESSES: .055 [1.4].
- THIS PRODUCT IS FEATURED WITH THE TIA/EIA COMPLIANT BEND RADIUS.
- DIMENSIONS IN PARENTHESIS ARE IN METRIC.



CAD FILENAME/LAYERS (36402)D35012BA\_LD\_TFC5\_03.PRT

PANDUIT CORP. TINLEY PARK, ILLINOIS

TEE FITTING COVER (TFC5)  
CUSTOMER DRAWING

REV	DATE	BY	CHK	DESCRIPTION	ECN	CHK	CUST	SUP
3	03-15-04	JHEP	RMHI	B. REMOVED CD5 FROM NOTE 2	35012-01	RGRO	RGRO	
2	07-08-02	JHNU	RMHI	A. REVISED MATERIAL IN DRAWING TITLE BLOCK	35012-01	RGRO	RGRO	
1	05-14-99	DW	CEF	REVISED GEOMETRY TO SHOW 2D VIEWS	35012-01	CEF	CEF	
R	11-09-95	DW	CEF	RELEASED TO PRODUCTION	35012-01	CEF	CEF	

UNLESS OTHERWISE SPECIFIED, DIMENSIONAL TOLERANCES ARE: (.X) ± (.XXX) ±.015 [.4] (.XX) ±.03 [.8] ANGLES ±		UNLESS OTHERWISE SPECIFIED, ALL DIMENSIONS ARE GIVEN IN INCHES, THIRD ANGLE PROJECTION.	
DRAWN BY DW	MAT'L: ABS	SCALE NONE	
DATE 11-09-95		DRAWING NO. 35012-01	DWG SIZE A
CHECKED BY CEF			