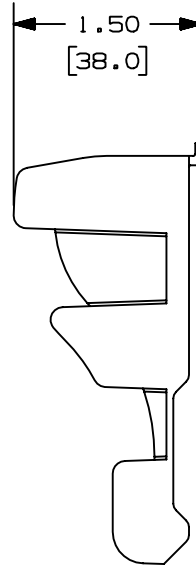
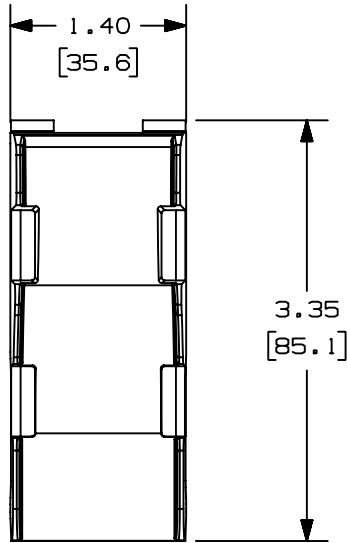


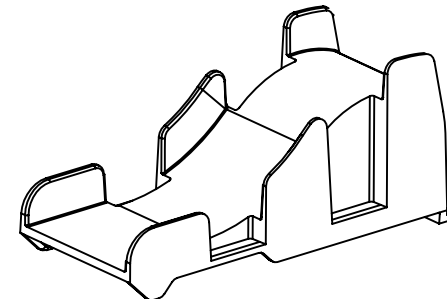
THIS COPY IS PROVIDED ON A RESTRICTED BASIS AND IS NOT TO BE USED IN ANY WAY DETRIMENTAL TO THE INTERESTS OF PANDUIT CORP.



PANDUIT P/N	WEIGHT
T70BFI	.04 LB/EACH [16g /EACH]

NOTES:

1. SEE CURRENT CATALOG FOR ADDITIONAL PART SUFFIXES TO INDICATE COLOR AND/OR PACKAGE QUANTITY.
2. DIMENSIONS IN PARENTHESIS ARE IN METRIC.



CAD FILENAME/LAYERS		D37788BL_DC_T70BFI_01A.PRT	
PANDUIT		CORP. TINLEY PARK, ILLINOIS	
T70 BACKFEED FITTING		INSERT (T70BFI)	
CUSTOMER DRAWING		UNLESS OTHERWISE SPECIFIED, DIMENSIONAL TOLERANCES ARE: (.X) ± (.XXX) ± (.XX) ± .03(.8) ANGLES ±	
UNLESS OTHERWISE SPECIFIED, DIMENSIONAL TOLERANCES ARE: (.X) ± (.XXX) ± (.XX) ± .03(.8) ANGLES ±		UNLESS OTHERWISE SPECIFIED, ALL DIMENSIONS ARE GIVEN IN INCHES, THIRD ANGLE PROJECTION.	
DRAWN BY REWE	MAT'L: PVC	SCALE NONE	
DATE 4-18-01		DRAWING NO. 37788-10	DWG A
CHK'D PM			SIZE

REV	DATE	BY	CHK	DESCRIPTION	ECN	R	CUST	SUP
R	4-18-01	REWE	PM	RELEASED TO PRODUCTION	37788-10	RGRO	RGRO	