THIS COPY IS PROVIDED ON A RESTRICTED BASIS AND IS NOT TO BE USED IN ANY WAY DETRIMENTAL TO THE INTERESTS OF PANDUIT CORP.

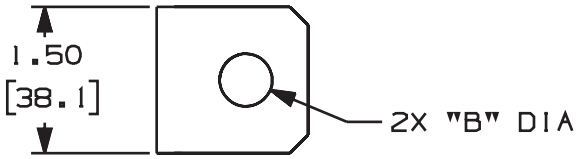

C A

C A

PANDUIT P/N	"A"	"B"	WEIGHT
FLB12X15	1.93 [49.0]	.54 [13.7]	4.3 LB/10 PCS. (1960 G/10 PCS.)
FLB12X20	2.40 [61.0]	.54 [13.7]	4.7 LB/10 PCS. (2150 G/10 PCS.)
FLB58X15	1.93 [49.0]	.65 [16.5]	5.4 LB/10 PCS. (2470 G/10 PCS.)
FLB58X20	2.40 [61.0]	.65 [16.5]	5.7 LB/10 PCS. (2600 G/10 PCS.)

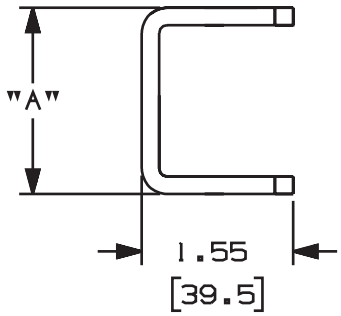

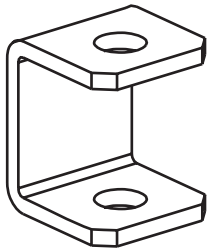

NOTES:

1. SEE CURRENT CATALOG FOR ADDITIONAL PART SUFFIXES TO INDICATE COLOR AND OR PACKAGE QUANTITY.
2. D B BRACKET ATTACHES TO 1 1/2"(38), 2"(50) LADDER RACK RAIL. BRACKET ACCEPTS 1/2" OR 5/8" THREADED ROD (NOT INCLUDED).
3. D B THIS KIT CONTAINS ONE BRACKET, TWO 1/2" OR 5/8" HEX NUTS, AND ONE LOCKWASHER FOR ATTACHING TO LADDER RACK.
4. DIMENSIONS IN PARENTHESIS ARE IN METRIC.

REV	DATE	BY	CHK	DESCRIPTION	ECN	-	R	CUST	SUP
2	1-24-00	JHNU		D. REV'D NOTES 2 AND 3 TO REMOVE 12MM. C. REMOVED FLB12X15M AND FLB12X20M	35245-14				
1	1-28-99	DW	HIW	B. ADDED 12mm SIZE TO NOTES 2 AND 3. A. ADDED FLB12X15M AND FLB12X20M.	35245-14	HIW	HIW		
R	11-19-96	TPC	CEF	RELEASED TO PRODUCTION	35245-14	CEF	CEF		

CAD FILENAME/LAYERS: D35245BN_DC_FLB_02.PRT

PANDUIT CORP. TINLEY PARK, ILLINOIS

FIBER-DUCT LADDER RACK BRACKET KIT
C (FLB12X15, FLB12X20, FLB58X15, FLB58X20)
CUSTOMER DRAWING

UNLESS OTHERWISE SPECIFIED, DIMENSIONAL TOLERANCES ARE:
(.X) ± (.XXX) ±
(.XX) ± .04 (1.0) ANGLES ±

UNLESS OTHERWISE SPECIFIED, ALL DIMENSIONS ARE GIVEN IN INCHES, THIRD ANGLE PROJECTION.

DRAWN BY: TPC
DATE: 11-19-96
CHK'D: CEF
MAT'L: 7 GAGE C.R.S.
SCALE: NONE
DRAWING NO.: 35245-14
DWG SIZE: A