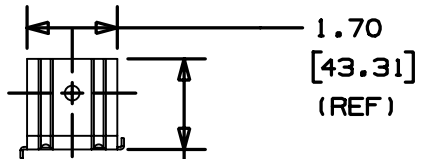
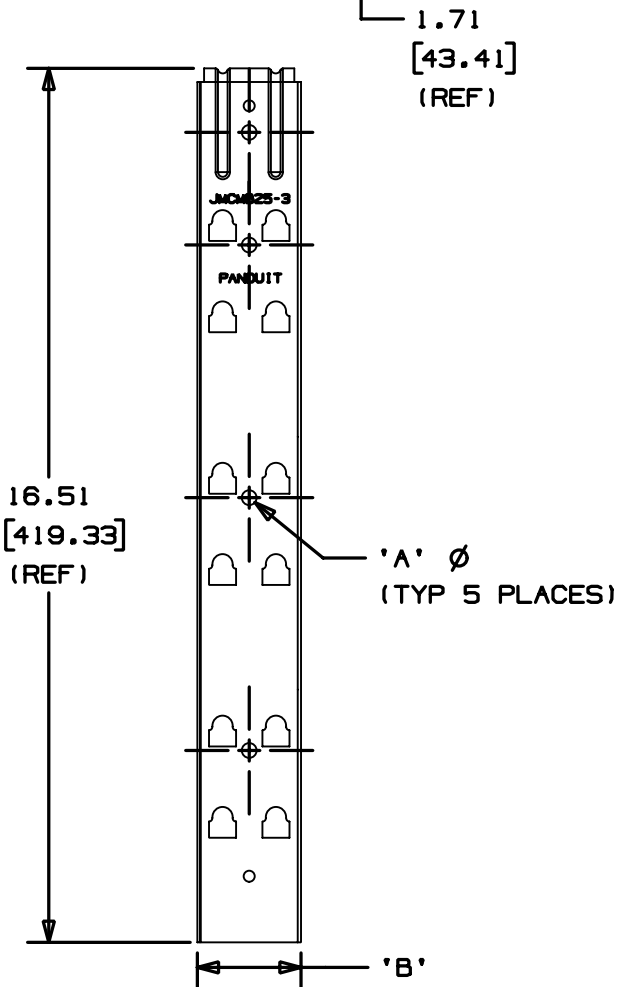
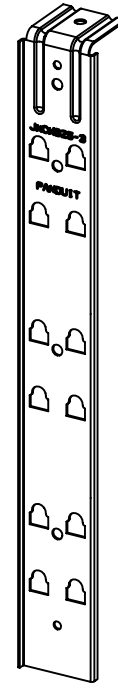


THIS COPY IS PROVIDED ON A RESTRICTED BASIS AND IS NOT TO BE USED IN ANY WAY DETRIMENTAL TO THE INTERESTS OF PANDUIT CORP.



PANDUIT PART NO.	DIMENSIONS		WEIGHT lbs / 10 (g) / pcs
	'A'	'B'	
JMCMB25-3--	0.28 (7.14)	1.96 (49.73)	4.91 (2228)



NOTES:

1. SEE CURRENT PRICE SHEET FOR PART NUMBER SUFFIX DESIGNATION FOR PACKAGE SIZE.
2. MATERIAL TO BE 18 Ga. (0.048") PRE-GALVANIZED STEEL.
3. JMCMB25-3 IS DESIGNED AS A CONTINUOUS BACKBONE FOR INSTALLATION OF UP TO SIX JM J2 J HOOK PRODUCTS.
4. RATED STATIC LOAD: 180 lbs. (81.65kg)

DIMENSIONS IN BRACKETS ARE METRIC [mm]			
CAD FILENAME/LAYERS G02672DJ_PB_JMCMB253_00			
PANDUIT CORP. TINLEY PARK, ILLINOIS			
JMOD TRI LEVEL ANGLE BRACKET (JMCMB25-3--)			
UNLESS OTHERWISE SPECIFIED, DIMENSIONAL TOLERANCES ARE: (.X) ±0.05 (1.3) (.XX) ±0.010 (0.25) (.XX) ±0.02 (0.5) ANGLES ± 5°		UNLESS OTHERWISE SPECIFIED, ALL DIMENSIONS ARE GIVEN IN INCHES, THIRD ANGLE PROJECTION.	
DRAWN BY JAD	MAT'L:	SCALE NONE	
DATE 3/7/03	SEE NOTE 2	DRAWING NO. GB2672DJ	DWG SIZE A
CHK'D			

R	3/7/03	JAD		INITIAL RELEASE	GB2672DJ	R			
REV	DATE	BY	CHK	DESCRIPTION	ECN - R	CUST	SUP		