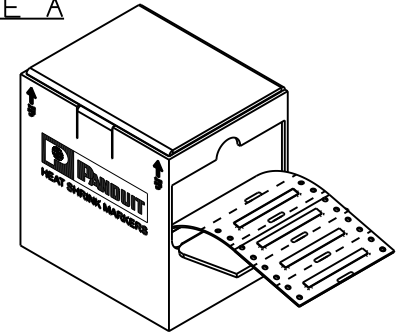


THIS COPY IS PROVIDED ON A RESTRICTED BASIS AND IS NOT TO BE USED IN ANY WAY DETRIMENTAL TO THE INTERESTS OF PANDUIT CORP.

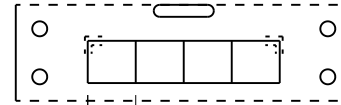
PART NUMBER	SEE DETAIL	"A" ±.062	B"	MARKER ACROSS	TUBING COLOR	SEE STYLE
H050X044H1T	A	0.50 [12.70]	.75 [19.1]	4	WHITE	A
H075X044H1T	B	0.75 [19.05]	1.00 [25.4]	2		
H100X044H1T	C	1.00 [25.40]	.75 [19.1]	2		
H150X044H1T	D	1.50 [38.10]	1.00 [25.4]	1		
H200X044H1T	E	2.00 [50.80]	.75 [19.1]	1	YELLOW	A
H050X044H2T	A	0.50 [12.70]	.75 [19.1]	4		
H100X044H2T	C	1.00 [25.40]	.75 [19.1]	2		
H200X044H2T	E	2.00 [50.80]	.75 [19.1]	1		
H050X044H3T	A	0.50 [12.70]	.75 [19.1]	4	BLACK	A
H075X044H3T	B	0.75 [19.05]	1.00 [25.4]	2		
H100X044H3T	C	1.00 [25.40]	.75 [19.1]	2		
H150X044H3T	D	1.50 [38.10]	1.00 [25.4]	1		
H200X044H3T	E	2.00 [50.80]	.75 [19.1]	2	RED	A
H050X044H4T	A	0.50 [12.70]	.75 [19.1]	4		
H075X044H4T	B	0.75 [19.05]	1.00 [25.4]	2		
H100X044H4T	C	1.00 [25.40]	.75 [19.1]	2		
H150X044H4T	D	1.50 [38.10]	1.00 [25.4]	1	WHITE	B
H200X044H4T	E	2.00 [50.80]	.75 [19.1]	2		
H050X044H1T-B	A	0.50 [12.70]	.75 [19.1]	4		
H075X044H1T-B	B	0.75 [19.05]	1.00 [25.4]	2		
H100X044H1T-B	C	1.00 [25.40]	.75 [19.1]	2	YELLOW	B
H150X044H1T-B	D	1.50 [38.10]	1.00 [25.4]	1		
H200X044H1T-B	E	2.00 [50.80]	.75 [19.1]	1		
H100X044H2T-B	C	1.00 [25.40]	.75 [19.1]	2		

NOTES:  
1. DIMENSIONS IN [ ] ARE IN MILLIMETERS.

STYLE A

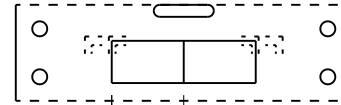


DETAIL A



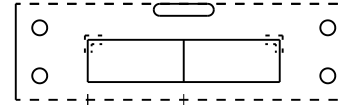
"B" "A"

DETAIL B



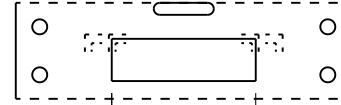
"B" "A"

DETAIL C



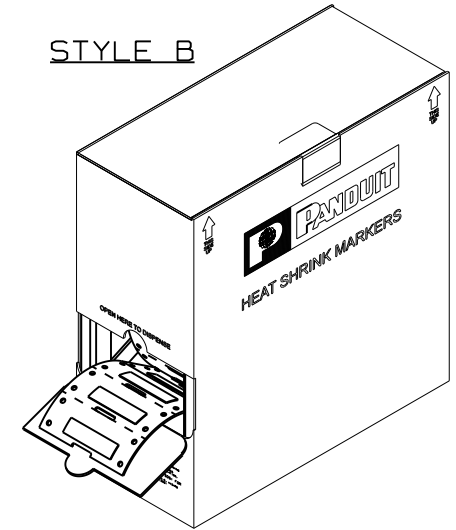
"B" "A"

DETAIL D

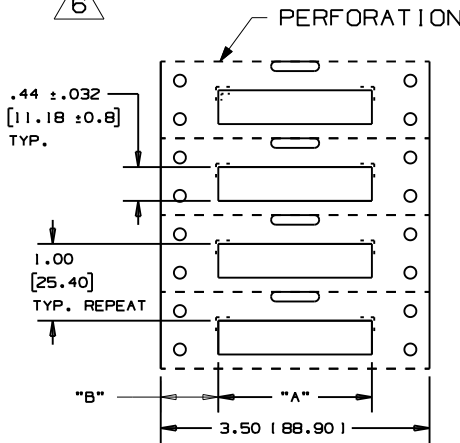


"B" "A"

STYLE B



6



DETAIL E

6

6

6

CAD FILENAME/LAYERS

100923NH-DC-C10434/08G

PANDUIT CORP. TINLEY PARK, ILLINOIS

CUSTOMER DRAWING H\*\*\*X044H\*\* OPTIMUM  
COMPUTER PRINTABLE MIL. SPEC.  
HEAT SHRINK MARKERS

UNLESS OTHERWISE SPECIFIED,  
DIMENSIONAL TOLERANCES ARE:  
(.X) ± .12 (XXX) ± .020  
(.XX) ± .062 ANGLES ±

UNLESS OTHERWISE SPECIFIED,  
ALL DIMENSIONS ARE GIVEN  
IN INCHES, THIRD ANGLE PROJECTION.

REV	DATE	BY	CHK	DESCRIPTION	ECN	R	CUST	SUP
6	4/12/12	RVU		REVISED H150 PARTS TO SHOW ALL MARKERS ARE ONLY 1.5" LONG.	6731		R	
5	5/21/09	RVU		+/- .12, +/- .062, +/- .020 WAS +/- .03, +/- .032, +/- .010, HT: .335, +/- .032 WAS .335. MAT'L: HSK TUBING GMUHS31, 3.5 LINER WAS GMUHS. ADD "A" +/- .062. ADD STYLE B VIEW FOR BULK BOX. ADD H100X044H2T-B ON TABLE. VIEWS UPDATE.	5593			

DRAWN BY  
RVU  
DATE  
8-1-06  
CHK'D

MAT'L:  
HEATSHRINK  
TUBING GMUHS31,  
3.5 WIDE LINER

SCALE  
NTS  
DRAWING NO.  
C10434  
DWG  
A  
SIZE