THIS COPY IS PROVIDED ON A RESTRICTED BASIS AND IS NOT TO BE USED IN ANY WAY DETRIMENTAL TO THE INTERESTS OF PANDUIT CORP.

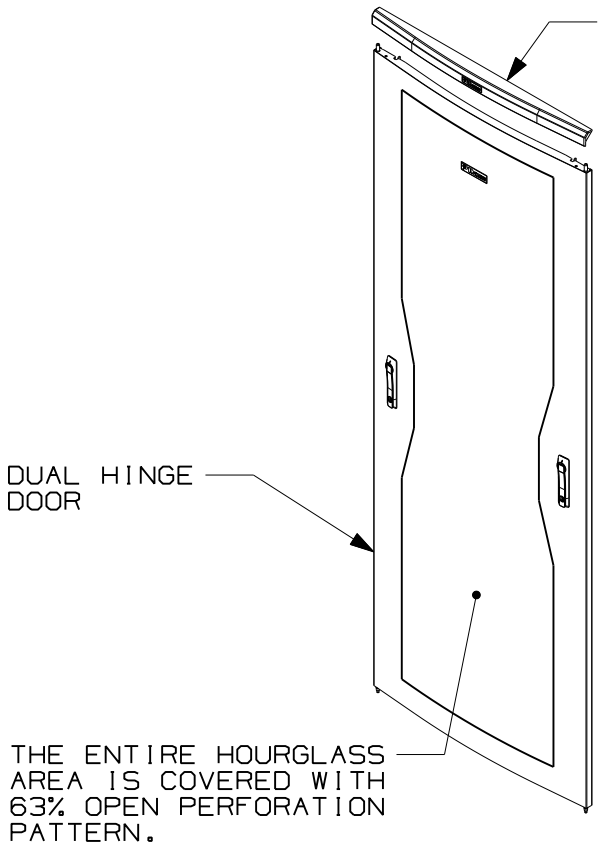

ISO VIEW

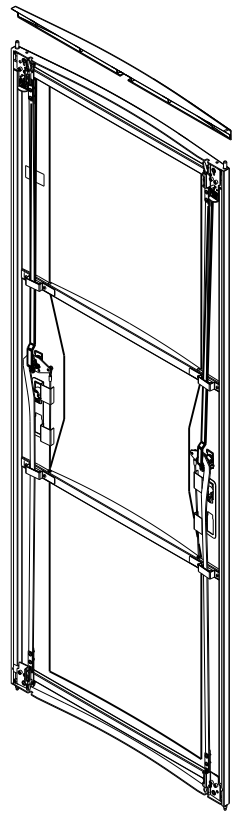

REAR ISO VIEW

PANDUIT PART NO.	WEIGHT
CNDDE	35.6 LBS/EACH 16.1 Kg/EACH

NOTES:
1. VISIT OUR ON-LINE CATALOG AT WWW.PANDUIT.COM FOR A LIST OF CURRENT PARTS APPLICABLE FOR USE WITH THIS PRODUCT.
2. DIMENSIONS IN PARENTHESIS ARE METRIC (mm).
3. PARTS SUPPLIED:
   1 - DUAL HINGE DOOR
   1 - FASCIA
   1 - MOUNTING HARDWARE KIT
   1 - INSTRUCTION SHEET
4. THE DUAL HINGE DOOR HINGES RIGHT OR LEFT.
5. THE DUAL HINGE DOOR FEATURES A SAFETY MECHANISM THAT PREVENTS EITHER DOOR HANDLE FROM TURNING WHEN THE DOOR IS OPEN.
6. FULLY BONDED STRUCTURE WHEN ASSEMBLED PER INSTRUCTIONS.

REV	DATE	BY	CHK	DESCRIPTION	ECN - R	CUST	SUP	OTH
02A	8-11-08	RCHA		RELEASED TO PRODUCTION	V10511ZN-DC			

MODEL FILENAME: V10511ZN/02.PRT

CAD FILENAME/LAYERS: V10511ZN_DC/02A.PRT

PANDUIT CORP. TINLEY PARK, ILLINOIS

DUAL HINGE DOOR, ENHANCED CUSTOMER DRAWING

UNLESS OTHERWISE SPECIFIED, DIMENSIONAL TOLERANCES ARE:

INCHES		[METRIC - MILLIMETER]		ANGLE
X.X	+/- 0.06	X.	+/- 1.5	+/- 1°
X.XX	+/- 0.03	X.X	+/- 0.8	
X.XXX	+/- 0.015	X.XX	+/- 0.4	

UNLESS OTHERWISE SPECIFIED, ALL DIMENSIONS ARE GIVEN IN INCHES, THIRD ANGLE PROJECTION.

DRAWN BY: RCHA

DATE: 8-11-08

CHK'D:

MAT'L: SEE NOTES

SCALE: 1/20

DRAWING NO.: V10511ZN-DC SHEET 1 OF 2

DWG SIZE: A

THIS COPY IS PROVIDED ON A RESTRICTED BASIS AND IS NOT TO BE USED IN ANY WAY DETRIMENTAL TO THE INTERESTS OF PANDUIT CORP.

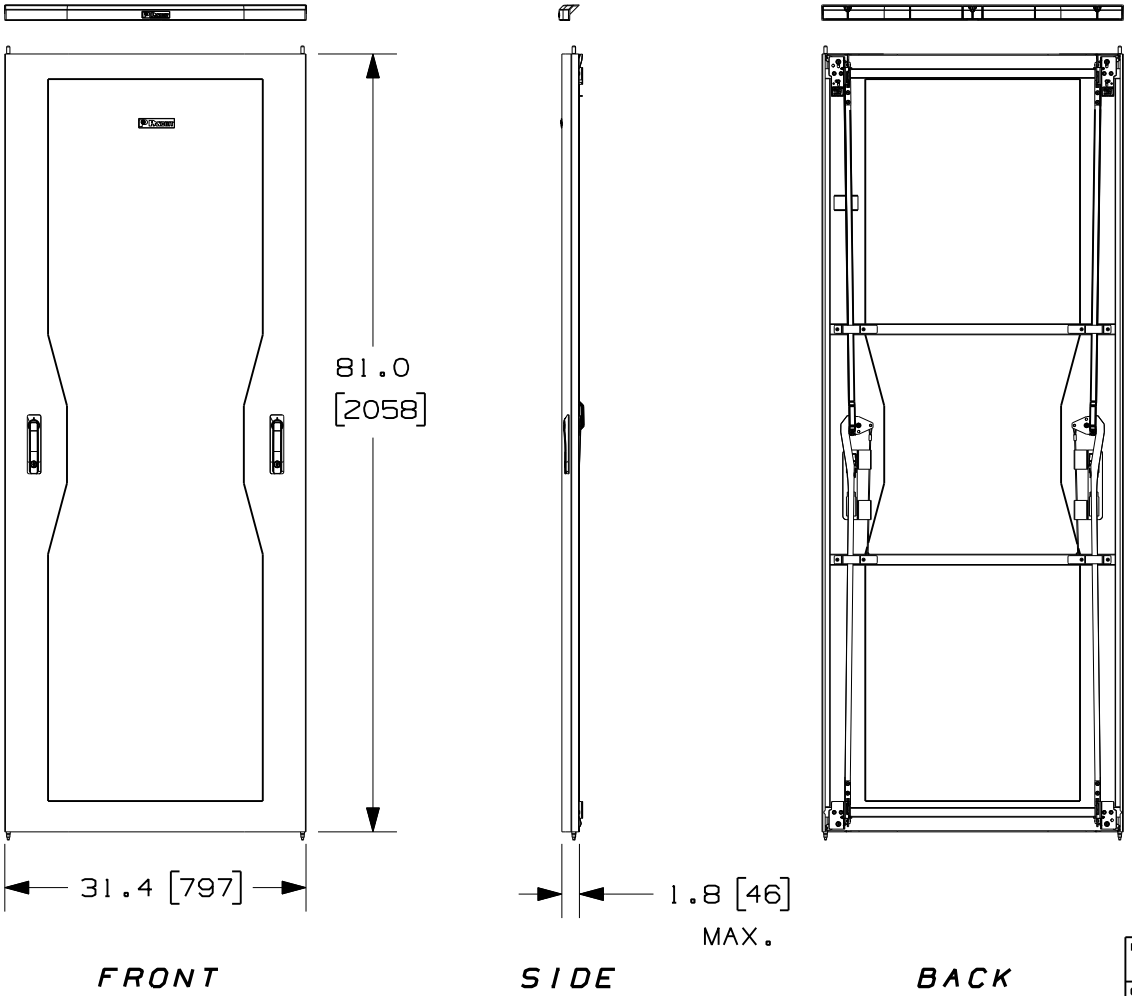

REV	DATE	BY	CHK	DESCRIPTION	ECN - R	CUST	SUP	OTH
02A	8-11-08	RCHA		SEE SHEET 1 OF 2 FOR REVISIONS	V10511ZN-DC			

MODEL FILENAME: V10511ZN/02.PRT

CAD FILENAME/LAYERS: V10511ZN_DC/02A.PRT

PANDUIT CORP. TINLEY PARK, ILLINOIS

DUAL HINGE DOOR, ENHANCED CUSTOMER DRAWING

UNLESS OTHERWISE SPECIFIED, DIMENSIONAL TOLERANCES ARE:

INCHES		[METRIC - MILLIMETER]		ANGLE
X.X	+/- 0.06	X.	+/- 1.5	+/- 1°
X.XX	+/- 0.03	X.X	+/- 0.8	
X.XXX	+/- 0.015	X.XX	+/- 0.4	

UNLESS OTHERWISE SPECIFIED, ALL DIMENSIONS ARE GIVEN IN INCHES, THIRD ANGLE PROJECTION.

DRAWN BY: RCHA

DATE: 8-11-08

CHK'D:

MAT'L: SEE NOTES

SCALE: 1/20

DRAWING NO.: V10511ZN-DC SHEET 2 OF 2

DWG SIZE: A